

# 透气窗技术手册

## Plantation Shutter Technical Manual

华升实业

HUASHENG INDUSTRY



# 目录 Catalog

点击目录内容，可直接跳转指定的页面

Click on the directory content to directly jump to the specified page

华升实业.....	1
目录 Catalog.....	3
桐木原材介绍 About Paulownia Raw Materials.....	4
定制通用基础信息 Customized General information.....	5
生产周期 Lead Time.....	8
透气窗类型 Shutter Types.....	9
不同材料透气窗的规格对比表.....	11
Specification Comparison Sheet in Different Shutter Materials .....	11
木质成品组件导航 Wooden Component Guide.....	15
PVC 成品组件导航 PVC Component Guide.....	26
透气窗颜色 Shutter Color.....	31
拉杆选项 Tilt Rod Option.....	35
色卡样 Color sample.....	37
样品箱款式 Sample box style.....	38
样品箱内部 Sample box details.....	39
五金 Hardware.....	40
滑道透气窗 Track Shutters.....	47
天窗透气窗 Skylight Shutter.....	61
透气窗固定安装 Fixed Panel.....	62
配套设置 Supporting settings.....	63
包装展示 Package.....	67
海湾窗测量 Measurement bay shutter.....	68
芯板窗 Solid Panel.....	69
蜂巢帘 Blackout blinds & 防蚊纱窗 Screen Shade.....	70
平板叶片 Flat louver /Blockout louver shutter.....	75
边框安装孔示意图 Schematic diagram of frame installation holes.....	76
折叠窗上滑道安装孔位置图 Bi-fold window top rail installation holes position.....	77
钢印和纸箱唛头 Steel stamp & Shipping label.....	78
拱形窗起拱方式和圆形打开方式 Arch design method&Circle shaped layout.....	80
铝合金透气窗 Aluminium shutter.....	81
法式门 French door.....	86
免打孔透气窗 No-screw shutter.....	88
空心透气窗制规 Hollow shutter Guide.....	91
异形窗的测量 Special shapes measure guide.....	93
安装案例 Installation case.....	94
产品质保 Shutter Warranty.....	95
订单表格 Regular Shutter Order Form.....	98
华升的技能教学视频链接 Our skills teaching Video Link.....	100
Find Us.....	101

## 桐木原材介绍 About Paulownia Raw Materials



### 1. Introduction:

Paulownia is one of the most important commercial trees in China, it is indigenous to China, and later being introduced into Europe, North America and Australia.

### 2. Benefits:

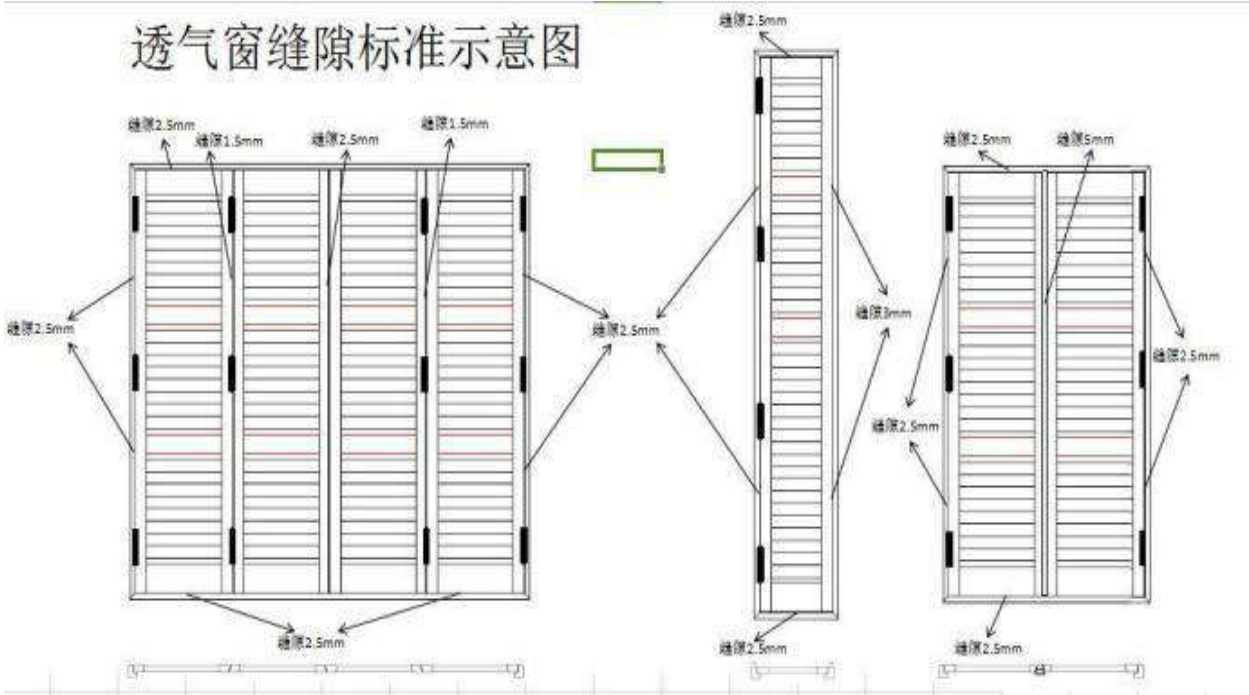
- 1) . Material Rich. Paulownia trees are extremely fast growing, and can be harvested in 8-15 years for valuable timber. This tree can be intercropped with food crops resulting in increased yields, used for windbreaks, shelterbelts, solid erosion abatements, reclamation, ornamental plantings, and honey.
- 2) . Price stable. Because of the rich material and the trees fast growing, the paulownia wooden and paulownia blinds components can keep stable price into market.
- 3) . Soft hardwood and Light physical weight. Paulownia raw material weight about 320Kg/CBM.
- 4) . Work for brushed color, because of the soft and light, it can be produced in brushed effected color which similar as Abachi wood raw grain.
- 5) . Easy to work with all tools, easy to lift and install for wooden blinds, and convenient for delivery.
- 6) . Paulownia wood structure very stable to make wooden blinds and plantation shutters for Building, Furniture, Decorative mouldings, Cabinets and Framing materials.

定制通用基础信息 Customized General information

一 提供制作尺寸 Supply made size

1 请向工厂提供外装尺寸或者内装尺寸：外装是正常尺寸，内装需要扣减尺寸。  
Please supply outside size or inside size: outside size is normal size, inside size need reduce size.

2 透气窗缝隙示意，标准 2.5mm，Gaps for Plantation Shutters. (Standard 2.5mm)



3 定制透气窗的最大最小高度和宽度规定。  
The Max Width/ Height and Min Width / Height regulations for Customized shutter.

质保范围内高度宽度规定 Height and width regulations within the warranty scope			
最大宽度 Max Width	850mm	最小宽度，加收 5%费用 Min Width 5% premium	200mm (Slats 130mm)
最大高度 Max Height	1800mm	最小高度 Min Height	210mm
加中板最大高度 Max Height with midrail	高度超过 1500mm，必须加 1 个中板 At least 1 mid rail is required for more than 1500mm		
	高度超过 2500，必须加 2 个中板 At least 2 mid rail is required for more than 2500mm		
	高度超出 3000mm，工厂接受定制，但不质保，需要客户自己承担。 If the height exceeds 3000mm, the factory accepts customization, but does not guarantee the quality, which needs to be borne by the customer		

4 定制透气窗的高度宽度和中板位置的误差规定。  
The Width & Height & Mid-rail error regulations for Customized shutter.

①宽度误差 Width error



2 扇透气窗宽度误差为±1mm;           The width error of 2 pannel shutter can be±1mm;  
4 扇透气窗宽度误差为±2mm;           The width error of 4 pannel shutter can be±2mm;  
4 扇以上透气窗宽度误差为±3mm;   The width error of pannel （>4）shutter can be±3mm;

②高度误差 Height error

透气窗制作高度是订单高度的±1.5mm。例:订单高度是 1600mm，制作高度为 1600±1.5mm。  
The heigh error of shutter made size is±1.5mm. Case: order heigh is1600mm,the made size is 1600±1.5mm.

③中板锁定 Mid-rail location

中板标准尺寸是 76.2mm，窗扇高度大于 1500mm,需要加至少 1 个中板。中板位置为“窗扇底部到中板中心”的高度。客户可以指定中板的位置（1 扇窗只能指定 1 个），指定位置将根据叶片的尺寸向上/下调整。调整规则如下:  
Mid-rail standard size is 76.2mm,when pannel height> 1500mm,at least 1 mid-rail is required. Mid-rail positionis is “from the bottom of pannel to the center of mid-rail”.Customer just can specify 1 mid-rail positions.Specify position will upward /downward adjustment according to the louver size.The rules are as follows:

63.5mm Blade:	+/- 25.4mm
76mm Blade:	+/- 31.75mm
88.9mm Blade:	+/- 38. 1mm
114mm Blade:	+/- 50.8mm

- ❌客户必须在备注框中明确指出哪个窗户需要相同的中板/上板/下板高度。  
Customer must clearly specify which windows require the same mid rail or top and bottom rail height in the special requirement box.
- ❌如果客户对于上/下板的宽度有特殊要求，请在下单或者确认图纸的时候告知。  
If customer have the special requirement about the width of Top andBottom Rail, please tell us when you put the order or confirm the drawing.
- ❌PVC 材质的透气窗，上/下板最大宽度是 178mm，最小宽度是 76mm。  
For PVC shutter, the max width for top/bottom rail is 178mm and min width will be 76mm.

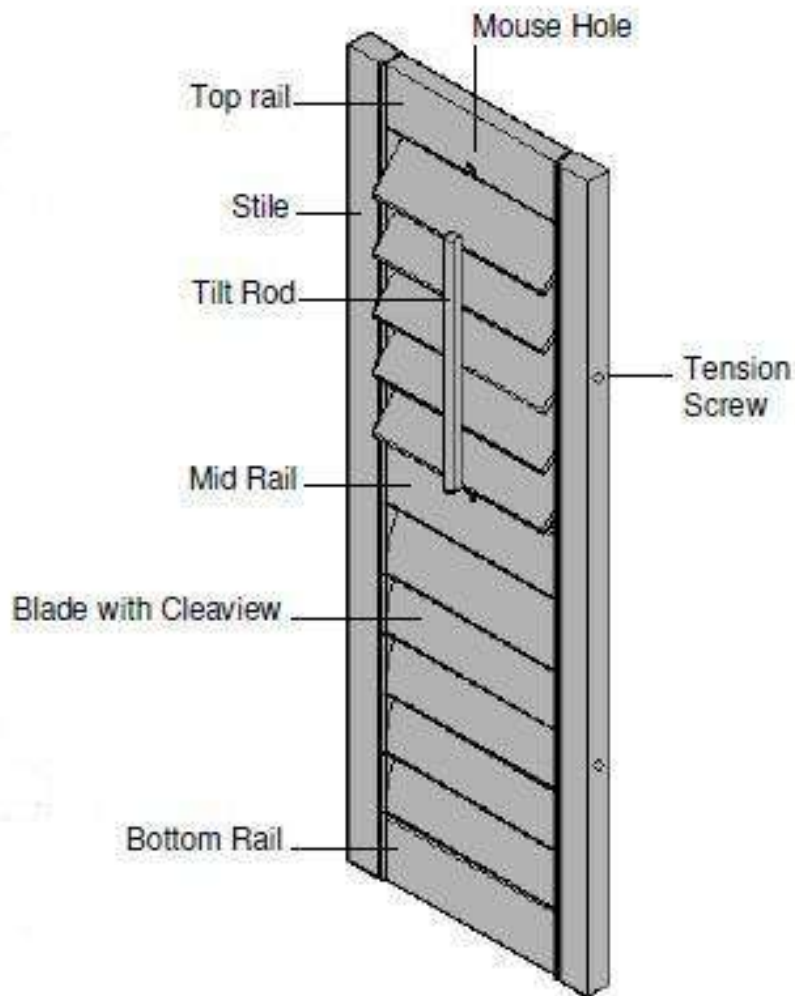
透气窗的上下板，中板的宽度范围 The width range for Top/bottom/Mid rail of shutter			
无中板，上/下板宽度相同 Without Mid-rail, the top/bottom rail are same width		有中板，上/下板宽度相同 With Mid-rail, the top/bottom rail are different width	
最小宽度 Mini width	76.2mm	最小宽度 Mini width	76.2mm
最大宽度 Max width	2.5" louver,76.2mm+2"=127mm	最大宽度 Max width	2.5" louver,76.2mm+2.5"=139.7mm
	3.0" louver,76.2mm+2.5"=139.7mm		3.0" louver,76.2mm+3"=152.4mm
	3.5" louver,76.2mm+3"=152.4mm		3.5" louver,76.2mm+3.5"=177.8mm
	4.5" louver,76.2mm+4"=177.8mm		4.5" louver,76.2mm+4.5"=190.5mm

二 修改和取消 Cancellation & Modification

- 1 由于我们按照订单中的内容制造定制透气窗，一旦提交订单，客户将对订单负责。如果需要更改或者取消，订单未安排生产之前，都可以，一旦开始生产，需要根据生产的程度计算出一定的费用。  
As we manufacture customized shutter according to the content of the order, once the order is submitted, the customer will be responsible for the order. If changes or cancellations are needed, they can be made before the order is scheduled for production. Once production begins, a certain fee needs to be calculated based on the completion status.

2 基准：对于在自然日光下肉眼在 1.2 米距离处可见的缺陷，如标记、点等，视为不合格。因此，如果在这些条件下不可见，则是我们的验收基准。小节点和纹理图案区域是木材饰面的自然艺术，不被视为缺陷。

Benchmark: For imperfections such as marks, dots etc, which are visible with the naked eye in natural daylight, at a distance of 1.2 meters, are deemed Unacceptable, hence, this is our benchmark for acceptance if it is not visible within those conditions. Small knots and grain pattern areas are a natural art of timber finishes and are not considered as imperfections.



生产周期    Lead Time

白色方形透气窗	White square shutter	8 days
额外带小条白色方形透气窗	White square shutter with extra batten	10 days
染色/拉丝/覆盖色异形	Stain / Brushed / standard color shaped	14 days
全封闭/擦色 颜色	Totally closed / Wiping the stain color	20 days
染色异形窗	Stain color shaped shutter	21 days



## SHUTTER TYPES



### Full Height Shutters

A practical and elegant window treatment, full-height shutters help you keep your room cool when it's hot outside and warm when it's cold, as well as providing extra security, privacy and soundproofing.

### Tier on Tier Shutters

Tier-on-tier window shutters give complete window coverage while letting you open the slats of the top and bottom halves independently. You can enjoy light and privacy in any combination you choose.



### Cafe Style Shutters

Designed to cover only the lower half of your window, cafe style shutters are a stylish choice for any body who wants to prevent passersby from peering into your living spaces while still letting in plenty of light.

### Track Shutters

Track shutters can be fitted to your space in one of two ways. With the by-pass system, panels glide past each other on their own tracks, whilst with the bi-fold, they simply fold out of the way.



# SHUTTER TYPES



## Bay Shutters

Perfect bay window shutters make the most of the natural light and privacy. Window shutters maximise the space inside your room while adding a layer of insulation.

## Special Shape Shutters

Whatever the peculiar shape of your window or doorway, we'll custom-make a hardwood shutter to fit it. Arches, hexagons, circles, triangles, sunbursts, irregular angles - the list goes on.



## Additional Products



### Shutter With Blackout Blinds

A blackout blinds can be ordered to fit behind our plantation shutters, allowing you to achieve total room darkness. Ideal for bedrooms, media rooms or nurseries. The honeycomb design completely blocks out the light with each cell having an internal foil wrap, creating both light block out and thermal insulation. The insulating characteristics help keep the heat out in summer and the warmth in during winter.

### Shutter With Screen Shade

Screen Shade With Shutter is a special gauze mesh installed on the window, the main purpose of which is to prevent mosquitoes and other insects from entering the room, while maintaining ventilation.

Our R&D team will develop more products--



不同材料透气窗的规格对比表				
Specification Comparison Sheet in Different Shutter Materials				
常规信息 General Information	材质 Shutter Material			
材质 Material	桐木 Paulownia wood	椴木 Basswood	PVC PVC	铝 Aluminium
可用范围 Application	室内，非潮湿区域 Indoor, non-wet areas	室内，非潮湿区域 Indoor, non-wet areas	室内，潮湿区域 Indoor, wet areas	室内，室外，潮湿地区 Indoor and Outdoor, wet areas
颜色选项 Colour Options				
覆盖色 Painted Color	8 个常规色 8 regular colors	8 个常规色 8 regular colors	8 个常规色 8 regular colors	5 个常规色 5 regular colors
染色 Stain Color	11 个常规色 11 regular colors	N/A	N/A	N/A
拉丝色系 Brushed Effect Color	4 个常规色 4 regular colors	N/A	N/A	N/A
定制覆盖色 Custom Paint Color	支持 Available	支持 Available	支持 Available	支持 Available
叶片规格 Louver Options(mm)	63/76/89/114	63/76/89/114	63/76/89/114	89
竖柱规格 Stile Options	珠状/平面 Beaded / Flat	珠状/平面 Beaded / Flat	珠状/平面 Beaded / Flat	只有珠状 Beaded only
拉杆规格 Tilt Rod Option				
隐藏拉杆 Clearview Tilt Rod	支持 Available	支持 Available	支持 Available	支持 Available
中心拉杆 Center Tilt Rod	支持 Available	支持 Available	支持 Available	N/A
偏移拉杆 Off set tilt rod	支持 Available	支持 Available	支持 Available	N/A
内置拉杆 Concealed Tilt Rod	支持 Available	支持 Available	支持 Available	N/A
拉杆断开规定数量 Split Control(MAX.Louver QTY)				
隐藏拉杆 Clearview Tilt Rod	63.5mm-14pcs 76.2mm-14pcs 88.9mm-12pcs 114.3mm-10pcs	63.5mm-14pcs 76.2mm-14pcs 88.9mm-12pcs 114.3mm-10pcs	63.5mm-14pcs 76.2mm-14pcs 88.9mm-12pcs 114.3mm-10pcs	88.9mm-12pcs
中心拉杆 Center Tilt Rod	63.5mm-23pcs 76.2mm-23pcs	63.5mm-23pcs 76.2mm-23pcs	63.5mm-23pcs 76.2mm-23pcs	88.9mm-20pcs

	88.9mm-20pcs 114.3mm-17pcs	88.9mm-20pcs 114.3mm-17pcs	88.9mm-20pcs 114.3mm-17pcs	
内置拉杆 Concealed Tilt Rod	63.5mm-14pcs 76.2mm-14pcs 88.9mm-12pcs 114.3mm-10pcs	63.5mm-14pcs 76.2mm-14pcs 88.9mm-12pcs 114.3mm-10pcs	63.5mm-14pcs 76.2mm-14pcs 88.9mm-12pcs 114.3mm-10pcs	88.9mm-12pcs
电机 Motors	支持 Available	支持 Available	支持 Available	支持 Available (120 degree)
窗扇最大宽度 Panel Max.Width(mm)				
合页窗扇 Hinged Panel	850	900	850	1000
合页折叠窗扇 Double Hinged Panels on one open direction	总计 950 Total 950	总计 950 Total 950	总计 950 Total 950	总计 950 Total 950
固定窗扇 Fixed Panel	850	900	900	1200
滑道折叠窗扇 Bifold Panel	650	650	650	650
滑道窗扇 Sliding Panel	850	900	900	1200
带中柱的滑道窗 Sliding Panel with center stile	1000	1000	Double-Sliding 1700	N/A
窗扇最小宽度 Panel Min.Width(mm)				
合页窗扇 Hinged Panel	190	190	190	190
合页折叠窗扇 Double Hinged Panels on one open direction	190	190	190	190
固定窗扇 Fixed Panel	190	190	190	190
滑道折叠窗扇 Bifold Panel	190	190	190	190
滑道窗扇 Sliding Panel	190	190	190	190
窗扇最大高度 Panel Max.Height(mm)				
合页窗扇 Hinged Panel	3000	3000	3000	3000
合页折叠窗扇 Double Hinged Panels on	3000	3000	3000	3000



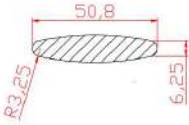

one open direction				
固定窗扇 Fixed Panel	3000	3000	3000	3000
滑道折叠窗扇 Bifold Panel	3000	3000	3000	3000
滑道窗扇 Sliding Panel	3000	3000	3000	3000
加 1 个中板 One Mid Rail Required	1500-2499	1500-2499	1500-2499	1500-2499
加 2 个中板 Two Mid Rail Required	2500-3000	2500-3000	2500-3000	2500-3000
窗扇最小高度 Panel Min.Height(mm)				
合页窗扇 Hinged Panel	254	254	254	254
合页折叠窗扇 Double Hinged Panels on one open direction	254	254	254	254
固定窗扇 Fixed Panel	254	254	254	254
滑道折叠窗扇 Bifold Panel	254	254	254	254
滑道窗扇 Sliding Panel	254	254	254	254
上下板最大宽度 Top and Bottom Rail Max.Width(mm)	178	178	150	130
上下板最小宽度 Top and Bottom Rail Min.Width(mm)	76.2	76.2	76.2	83
中板宽度 Mid Rail Width(mm)	76.2 (63.5, 89, 114 louver)	80.2 (63.5, 89, 114 louver)	79.25	80.2
	63.5 (76 louver)	67.5 (76 louver)		
Mid Rail Position critical	Available	Available	N/A	N/A
其他项目 Other Option				
隐藏合页 Hidden Hinge	Z40,Z50,L50,L70 available, 38mm stile not available		N/A	N/A
芯板 Solid Panel	支持 Available	支持 Available	N/A	N/A
拉环 Ring Pull	支持 Available	支持 Available	N/A	N/A

锁 Lock	N/A	N/A	N/A	Available
天窗锁 Skylight Lock	支持 Available	支持 Available	支持 Available	N/A
插销 Flush Bolt	支持 Available	支持 Available	N/A	支持 Available
蜂巢帘 Blackout Blinds	支持 Available	支持 Available	木边框支持 Wood Frames available	N/A
水平 Tpost Horizontal T post	支持 Available	支持 Available	支持 Available	N/A
双层床窗 Tier On Tier Panels	支持 Available	支持 Available	支持 Available	N/A
异型窗 Shaped Shutter				N/A

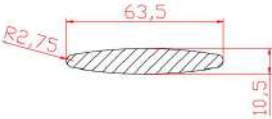



木质成品组件导航 Wooden Component Guide

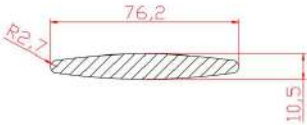

● 木质叶片 Wooden Louver



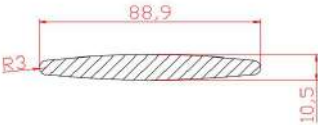

Part NO.:	
Name:	50.8 Blade
Material:	Paulownia
Tolerances:	+/-0.3mm
Revision No.:	
Date:	2021/12/06



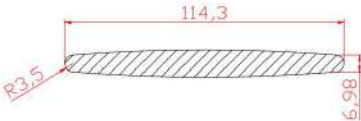

Part NO.:	
Name:	63.5 Blade
Material:	Paulownia
Tolerances:	+/-0.3mm
Revision No.:	
Date:	2021/12/06



Part NO.:	
Name:	76.2 Blade
Material:	Paulownia
Tolerances:	+/-0.3mm
Revision No.:	
Date:	2021/12/06

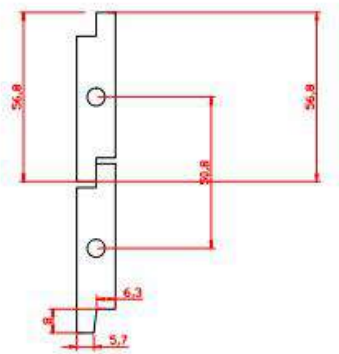


Part NO.:	
Name:	88.9 Blade
Material:	Paulownia
Tolerances:	+/-0.3mm
Revision No.:	
Date:	2021/12/06

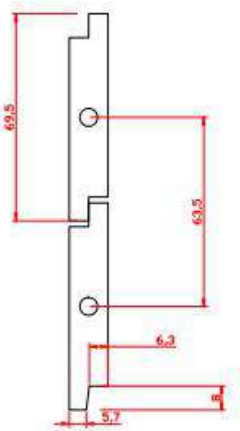


Part NO.:	
Name:	114 Blade
Material:	Paulownia
Tolerances:	+/-0.3mm
Revision No.:	
Date:	2021/12/06

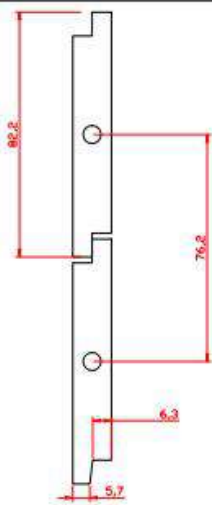
● 木质平板叶片 Urban Louver



63mm Urban

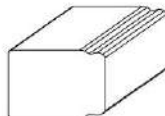
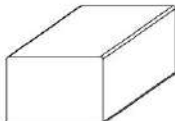
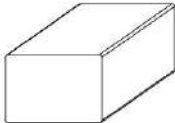

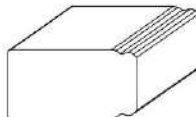
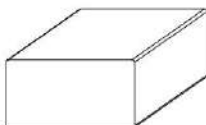
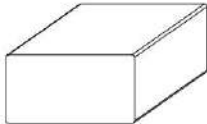

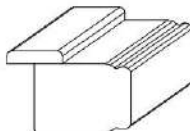
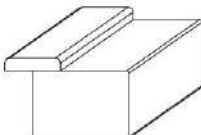
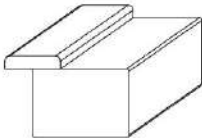
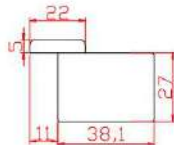
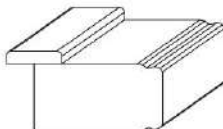
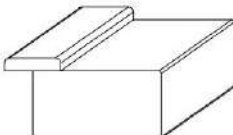
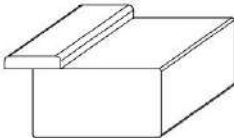
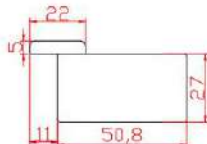


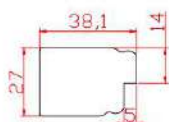
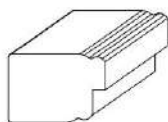
76mm Urban



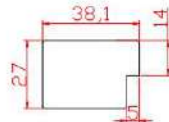
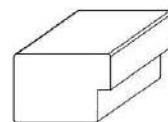
89mm Urban

● 木质竖柱 Wooden Stile

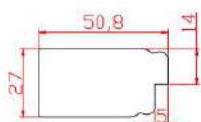
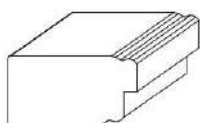
  <table><tr><td>Part NO.:</td><td></td></tr><tr><td>Name:</td><td>38.1-Stile-B</td></tr><tr><td>Material:</td><td>Paulownia</td></tr><tr><td>Tolerances:</td><td>+/-0.3mm</td></tr></table>	Part NO.:		Name:	38.1-Stile-B	Material:	Paulownia	Tolerances:	+/-0.3mm	  <table><tr><td>Part NO.:</td><td></td></tr><tr><td>Name:</td><td>38.1-Stile-F</td></tr><tr><td>Material:</td><td>Paulownia</td></tr><tr><td>Tolerances:</td><td>+/-0.3mm</td></tr></table>	Part NO.:		Name:	38.1-Stile-F	Material:	Paulownia	Tolerances:	+/-0.3mm
Part NO.:																	
Name:	38.1-Stile-B																
Material:	Paulownia																
Tolerances:	+/-0.3mm																
Part NO.:																	
Name:	38.1-Stile-F																
Material:	Paulownia																
Tolerances:	+/-0.3mm																
  <table><tr><td>Part NO.:</td><td></td></tr><tr><td>Name:</td><td>50.8-Stile-B</td></tr><tr><td>Material:</td><td>Paulownia</td></tr><tr><td>Tolerances:</td><td>+/-0.3mm</td></tr></table>	Part NO.:		Name:	50.8-Stile-B	Material:	Paulownia	Tolerances:	+/-0.3mm	  <table><tr><td>Part NO.:</td><td></td></tr><tr><td>Name:</td><td>50.8-Stile-F</td></tr><tr><td>Material:</td><td>Paulownia</td></tr><tr><td>Tolerances:</td><td>+/-0.3mm</td></tr></table>	Part NO.:		Name:	50.8-Stile-F	Material:	Paulownia	Tolerances:	+/-0.3mm
Part NO.:																	
Name:	50.8-Stile-B																
Material:	Paulownia																
Tolerances:	+/-0.3mm																
Part NO.:																	
Name:	50.8-Stile-F																
Material:	Paulownia																
Tolerances:	+/-0.3mm																
  <table><tr><td>Part NO.:</td><td></td></tr><tr><td>Name:</td><td>38.1-Stile-DB</td></tr><tr><td>Material:</td><td>Paulownia</td></tr><tr><td>Tolerances:</td><td>+/-0.3mm</td></tr></table>	Part NO.:		Name:	38.1-Stile-DB	Material:	Paulownia	Tolerances:	+/-0.3mm	  <table><tr><td>Part NO.:</td><td></td></tr><tr><td>Name:</td><td>38.1-Stile-DF</td></tr><tr><td>Material:</td><td>Paulownia</td></tr><tr><td>Tolerances:</td><td>+/-0.3mm</td></tr></table>	Part NO.:		Name:	38.1-Stile-DF	Material:	Paulownia	Tolerances:	+/-0.3mm
Part NO.:																	
Name:	38.1-Stile-DB																
Material:	Paulownia																
Tolerances:	+/-0.3mm																
Part NO.:																	
Name:	38.1-Stile-DF																
Material:	Paulownia																
Tolerances:	+/-0.3mm																
  <table><tr><td>Part NO.:</td><td></td></tr><tr><td>Name:</td><td>50.8-Stile-DB</td></tr><tr><td>Material:</td><td>Paulownia</td></tr><tr><td>Tolerances:</td><td>+/-0.3mm</td></tr></table>	Part NO.:		Name:	50.8-Stile-DB	Material:	Paulownia	Tolerances:	+/-0.3mm	  <table><tr><td>Part NO.:</td><td></td></tr><tr><td>Name:</td><td>50.8-Stile-DF</td></tr><tr><td>Material:</td><td>Paulownia</td></tr><tr><td>Tolerances:</td><td>+/-0.3mm</td></tr></table>	Part NO.:		Name:	50.8-Stile-DF	Material:	Paulownia	Tolerances:	+/-0.3mm
Part NO.:																	
Name:	50.8-Stile-DB																
Material:	Paulownia																
Tolerances:	+/-0.3mm																
Part NO.:																	
Name:	50.8-Stile-DF																
Material:	Paulownia																
Tolerances:	+/-0.3mm																



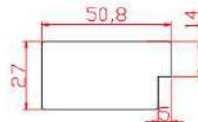
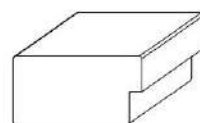
Part NO.:	
Name:	38.1-Stile-B-CV
Material:	Paulownia
Tolerances:	+/-0.3mm
Revision No.:	



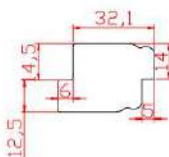
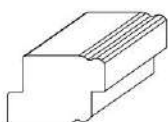
Part NO.:	
Name:	38.1-Stile-F-CV
Material:	Paulownia
Tolerances:	+/-0.3mm
Revision No.:	



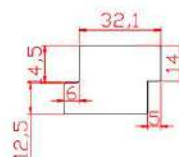
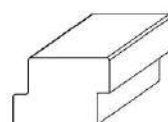
Part NO.:	
Name:	50.8-Stile-B-CV
Material:	Paulownia
Tolerances:	+/-0.3mm
Revision No.:	



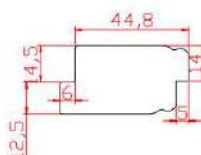
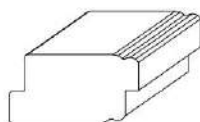
Part NO.:	
Name:	50.8-Stile-F-CV
Material:	Paulownia
Tolerances:	+/-0.3mm
Revision No.:	



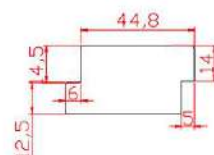
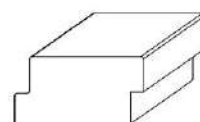
Part NO.:	
Name:	38.1-Stile-RB-CV
Material:	Paulownia
Tolerances:	+/-0.3mm
Revision No.:	
Date:	2021/12/06



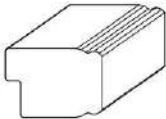
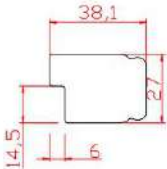
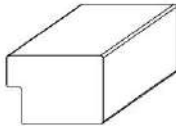
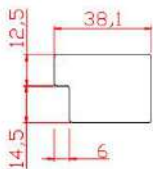
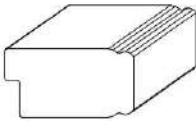
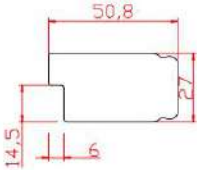
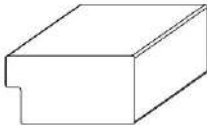
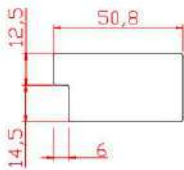
Part NO.:	
Name:	38.1-Stile-RF-CV
Material:	Paulownia
Tolerances:	+/-0.3mm
Revision No.:	
Date:	2021/12/06





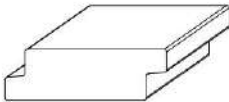
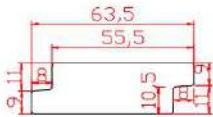
Part NO.:	
Name:	50.8-Stile-RB-CV
Material:	Paulownia
Tolerances:	+/-0.3mm
Revision No.:	
Date:	2021/12/06

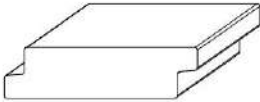



Part NO.:	
Name:	50.8-Stile-RF-CV
Material:	Paulownia
Tolerances:	+/-0.3mm
Revision No.:	
Date:	2021/12/06


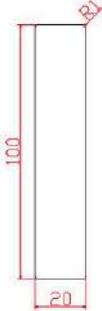
  <table border="1"> <tr><td>Part NO. :</td><td></td></tr> <tr><td>Name:</td><td>38.1-Stile-RB</td></tr> <tr><td>Material:</td><td>Paulownia</td></tr> <tr><td>Tolerances:</td><td>+/-0.3mm</td></tr> <tr><td>Revision No. :</td><td></td></tr> <tr><td>Date:</td><td>2021/12/06</td></tr> </table>	Part NO. :		Name:	38.1-Stile-RB	Material:	Paulownia	Tolerances:	+/-0.3mm	Revision No. :		Date:	2021/12/06	  <table border="1"> <tr><td>Part NO. :</td><td></td></tr> <tr><td>Name:</td><td>38.1-Stile-RF</td></tr> <tr><td>Material:</td><td>Paulownia</td></tr> <tr><td>Tolerances:</td><td>+/-0.3mm</td></tr> <tr><td>Revision No. :</td><td></td></tr> <tr><td>Date:</td><td>2021/12/06</td></tr> </table>	Part NO. :		Name:	38.1-Stile-RF	Material:	Paulownia	Tolerances:	+/-0.3mm	Revision No. :		Date:	2021/12/06
Part NO. :																									
Name:	38.1-Stile-RB																								
Material:	Paulownia																								
Tolerances:	+/-0.3mm																								
Revision No. :																									
Date:	2021/12/06																								
Part NO. :																									
Name:	38.1-Stile-RF																								
Material:	Paulownia																								
Tolerances:	+/-0.3mm																								
Revision No. :																									
Date:	2021/12/06																								
  <table border="1"> <tr><td>Part NO. :</td><td></td></tr> <tr><td>Name:</td><td>50.8-Stile-RB</td></tr> <tr><td>Material:</td><td>Paulownia</td></tr> <tr><td>Tolerances:</td><td>+/-0.3mm</td></tr> <tr><td>Revision No. :</td><td></td></tr> <tr><td>Date:</td><td>2021/12/06</td></tr> </table>	Part NO. :		Name:	50.8-Stile-RB	Material:	Paulownia	Tolerances:	+/-0.3mm	Revision No. :		Date:	2021/12/06	  <table border="1"> <tr><td>Part NO. :</td><td></td></tr> <tr><td>Name:</td><td>50.8-Stile-RF</td></tr> <tr><td>Material:</td><td>Paulownia</td></tr> <tr><td>Tolerances:</td><td>+/-0.3mm</td></tr> <tr><td>Revision No. :</td><td></td></tr> <tr><td>Date:</td><td>2021/12/06</td></tr> </table>	Part NO. :		Name:	50.8-Stile-RF	Material:	Paulownia	Tolerances:	+/-0.3mm	Revision No. :		Date:	2021/12/06
Part NO. :																									
Name:	50.8-Stile-RB																								
Material:	Paulownia																								
Tolerances:	+/-0.3mm																								
Revision No. :																									
Date:	2021/12/06																								
Part NO. :																									
Name:	50.8-Stile-RF																								
Material:	Paulownia																								
Tolerances:	+/-0.3mm																								
Revision No. :																									
Date:	2021/12/06																								

## ● 木质上下板 Wooden Rail



  <table border="1"> <tr><td>Part NO. :</td><td></td></tr> <tr><td>Name:</td><td>HS-SXB</td></tr> <tr><td>Material:</td><td>Paulownia</td></tr> <tr><td>Tolerances:</td><td>+/-0.3mm</td></tr> <tr><td>Revision No. :</td><td></td></tr> <tr><td>Date:</td><td>2021/12/06</td></tr> </table>	Part NO. :		Name:	HS-SXB	Material:	Paulownia	Tolerances:	+/-0.3mm	Revision No. :		Date:	2021/12/06	  <table border="1"> <tr><td>Part NO. :</td><td></td></tr> <tr><td>Name:</td><td>63.5-ZB</td></tr> <tr><td>Material:</td><td>Paulownia</td></tr> <tr><td>Tolerances:</td><td>+/-0.3mm</td></tr> <tr><td>Revision No. :</td><td></td></tr> <tr><td>Date:</td><td>2021/12/06</td></tr> </table>	Part NO. :		Name:	63.5-ZB	Material:	Paulownia	Tolerances:	+/-0.3mm	Revision No. :		Date:	2021/12/06
Part NO. :																									
Name:	HS-SXB																								
Material:	Paulownia																								
Tolerances:	+/-0.3mm																								
Revision No. :																									
Date:	2021/12/06																								
Part NO. :																									
Name:	63.5-ZB																								
Material:	Paulownia																								
Tolerances:	+/-0.3mm																								
Revision No. :																									
Date:	2021/12/06																								

Part NO.:	
Name:	76.2-ZB
Material:	Paulownia
Tolerances:	+/-0.3mm
Revision No.:	
Date:	2021/12/06

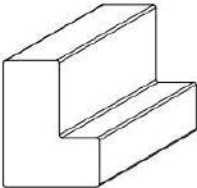
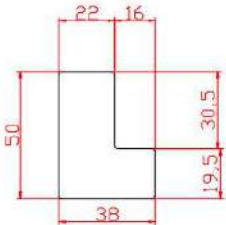



Part NO.:	
Name:	Bifold header+side board 70/75/80/100/120/130/200
Material:	Paulownia
Tolerances:	+/-0.3mm
Revision No.:	
Date:	2021/12/06

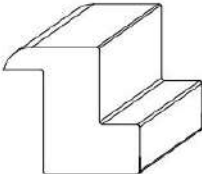
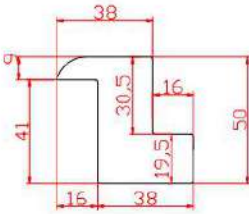



Part NO.:	
Name:	Fascia for inside mount bifold 65/75/80/100/115/120/150/160/200
Material:	Paulownia
Tolerances:	+/-0.3mm
Revision No.:	
Date:	2021/12/06

● 木质边框 Wooden Frame

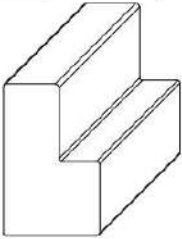
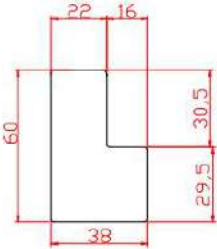
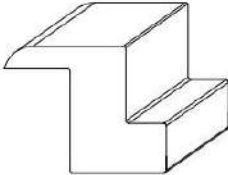
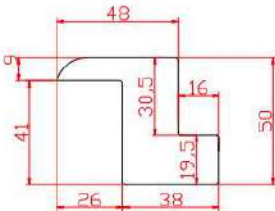
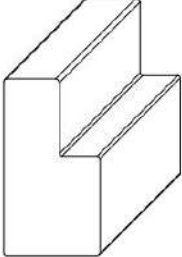
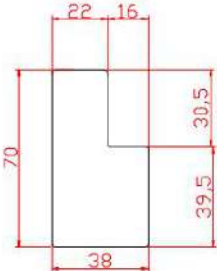
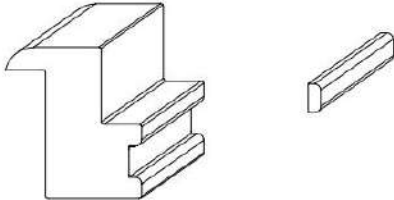
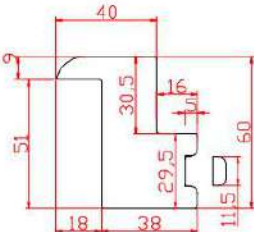
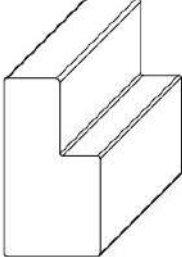
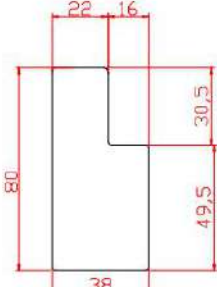
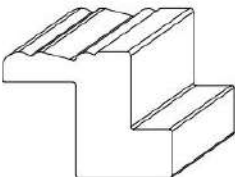
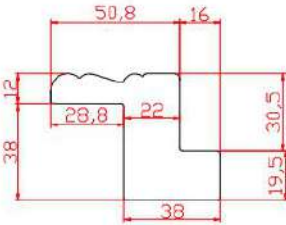
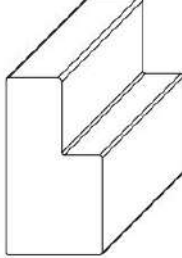
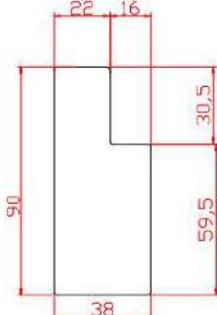
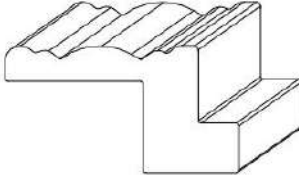
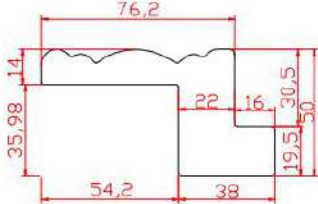



Part NO.:	
Name:	L60
Material:	Paulownia
Tolerances:	+/-0.3mm
Revision No.:	
Date:	2021/12/06

Part NO.:	
Name:	Z40
Material:	Paulownia
Tolerances:	+/-0.3mm
Revision No.:	
Date:	2021/12/06



  <table border="1"> <tr><td>Part NO.:</td><td></td></tr> <tr><td>Name:</td><td>L60</td></tr> <tr><td>Material:</td><td>Paulownia</td></tr> <tr><td>Tolerances:</td><td>+/-0.3mm</td></tr> <tr><td>Revision No.:</td><td></td></tr> </table>	Part NO.:		Name:	L60	Material:	Paulownia	Tolerances:	+/-0.3mm	Revision No.:		  <table border="1"> <tr><td>Part NO.:</td><td></td></tr> <tr><td>Name:</td><td>Z50</td></tr> <tr><td>Material:</td><td>Paulownia</td></tr> <tr><td>Tolerances:</td><td>+/-0.3mm</td></tr> <tr><td>Revision No.:</td><td></td></tr> </table>	Part NO.:		Name:	Z50	Material:	Paulownia	Tolerances:	+/-0.3mm	Revision No.:					
Part NO.:																									
Name:	L60																								
Material:	Paulownia																								
Tolerances:	+/-0.3mm																								
Revision No.:																									
Part NO.:																									
Name:	Z50																								
Material:	Paulownia																								
Tolerances:	+/-0.3mm																								
Revision No.:																									
  <table border="1"> <tr><td>Part NO.:</td><td></td></tr> <tr><td>Name:</td><td>L70</td></tr> <tr><td>Material:</td><td>Paulownia</td></tr> <tr><td>Tolerances:</td><td>+/-0.3mm</td></tr> <tr><td>Revision No.:</td><td></td></tr> </table>	Part NO.:		Name:	L70	Material:	Paulownia	Tolerances:	+/-0.3mm	Revision No.:		  <table border="1"> <tr><td>Part NO.:</td><td></td></tr> <tr><td>Name:</td><td>Z40SP</td></tr> <tr><td>Material:</td><td>Paulownia</td></tr> <tr><td>Tolerances:</td><td>+/-0.3mm</td></tr> <tr><td>Revision No.:</td><td></td></tr> </table>	Part NO.:		Name:	Z40SP	Material:	Paulownia	Tolerances:	+/-0.3mm	Revision No.:					
Part NO.:																									
Name:	L70																								
Material:	Paulownia																								
Tolerances:	+/-0.3mm																								
Revision No.:																									
Part NO.:																									
Name:	Z40SP																								
Material:	Paulownia																								
Tolerances:	+/-0.3mm																								
Revision No.:																									
  <table border="1"> <tr><td>Part NO.:</td><td></td></tr> <tr><td>Name:</td><td>L80</td></tr> <tr><td>Material:</td><td>Paulownia</td></tr> <tr><td>Tolerances:</td><td>+/-0.3mm</td></tr> <tr><td>Revision No.:</td><td></td></tr> </table>	Part NO.:		Name:	L80	Material:	Paulownia	Tolerances:	+/-0.3mm	Revision No.:		  <table border="1"> <tr><td>Part NO.:</td><td></td></tr> <tr><td>Name:</td><td>Z2-BS</td></tr> <tr><td>Material:</td><td>Paulownia</td></tr> <tr><td>Tolerances:</td><td>+/-0.3mm</td></tr> <tr><td>Revision No.:</td><td></td></tr> </table>	Part NO.:		Name:	Z2-BS	Material:	Paulownia	Tolerances:	+/-0.3mm	Revision No.:					
Part NO.:																									
Name:	L80																								
Material:	Paulownia																								
Tolerances:	+/-0.3mm																								
Revision No.:																									
Part NO.:																									
Name:	Z2-BS																								
Material:	Paulownia																								
Tolerances:	+/-0.3mm																								
Revision No.:																									
  <table border="1"> <tr><td>Part NO.:</td><td></td></tr> <tr><td>Name:</td><td>L90</td></tr> <tr><td>Material:</td><td>Paulownia</td></tr> <tr><td>Tolerances:</td><td>+/-0.3mm</td></tr> <tr><td>Revision No.:</td><td></td></tr> <tr><td>Date:</td><td>2021/12/06</td></tr> </table>	Part NO.:		Name:	L90	Material:	Paulownia	Tolerances:	+/-0.3mm	Revision No.:		Date:	2021/12/06	  <table border="1"> <tr><td>Part NO.:</td><td></td></tr> <tr><td>Name:</td><td>Z3-CS</td></tr> <tr><td>Material:</td><td>Paulownia</td></tr> <tr><td>Tolerances:</td><td>+/-0.3mm</td></tr> <tr><td>Revision No.:</td><td></td></tr> <tr><td>Date:</td><td>2021/12/06</td></tr> </table>	Part NO.:		Name:	Z3-CS	Material:	Paulownia	Tolerances:	+/-0.3mm	Revision No.:		Date:	2021/12/06
Part NO.:																									
Name:	L90																								
Material:	Paulownia																								
Tolerances:	+/-0.3mm																								
Revision No.:																									
Date:	2021/12/06																								
Part NO.:																									
Name:	Z3-CS																								
Material:	Paulownia																								
Tolerances:	+/-0.3mm																								
Revision No.:																									
Date:	2021/12/06																								

Part NO.:	
Name:	F60
Material:	Paulownia
Tolerances:	+/-0.3mm
Revision No.:	

Part NO.:	
Name:	Hang Strip
Material:	Paulownia
Tolerances:	+/-0.3mm
Revision No.:	

Part NO.:	
Name:	F70
Material:	Paulownia
Tolerances:	+/-0.3mm
Revision No.:	

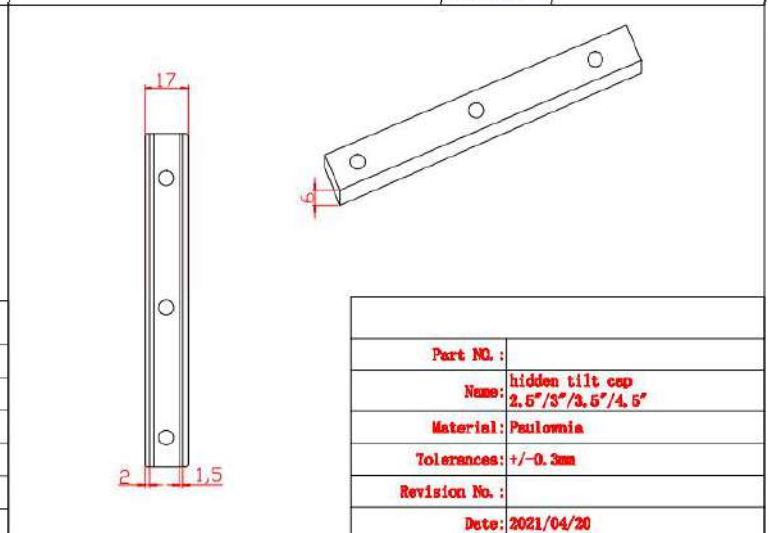
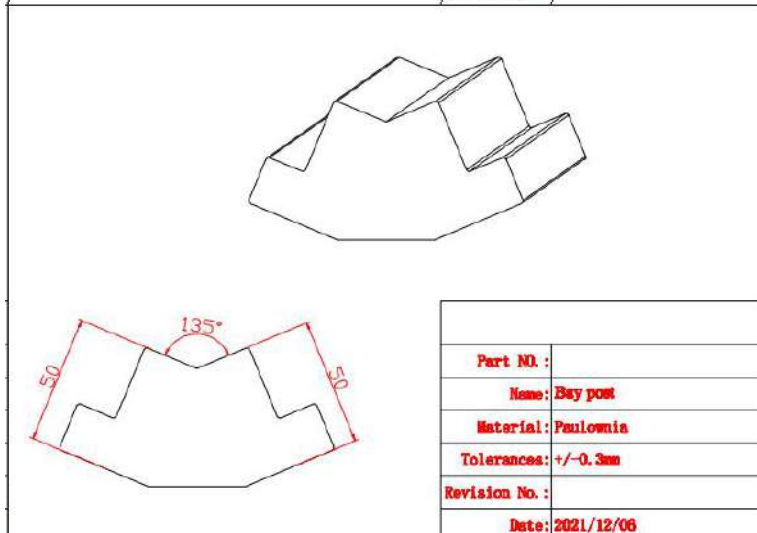
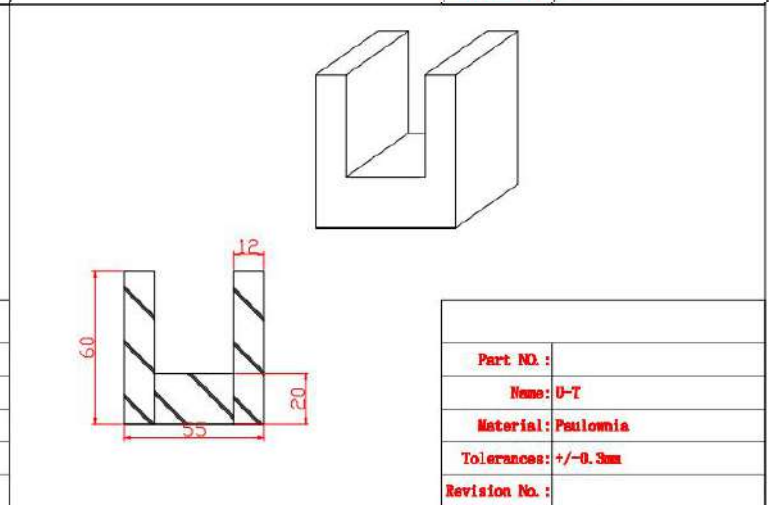
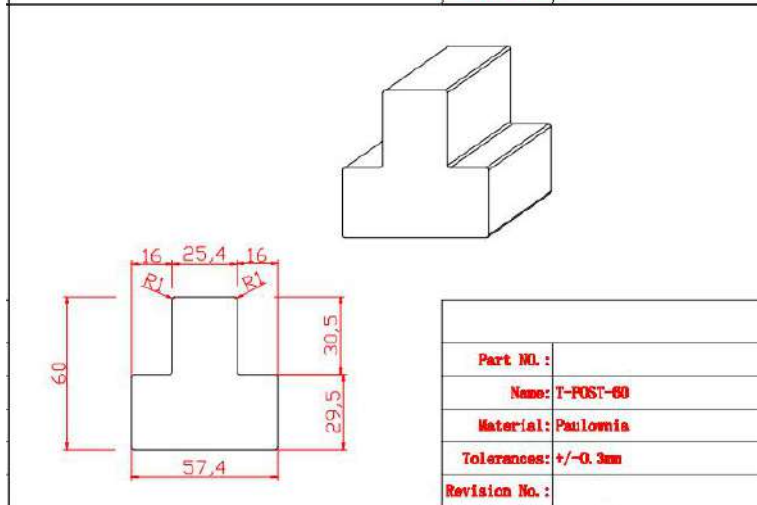
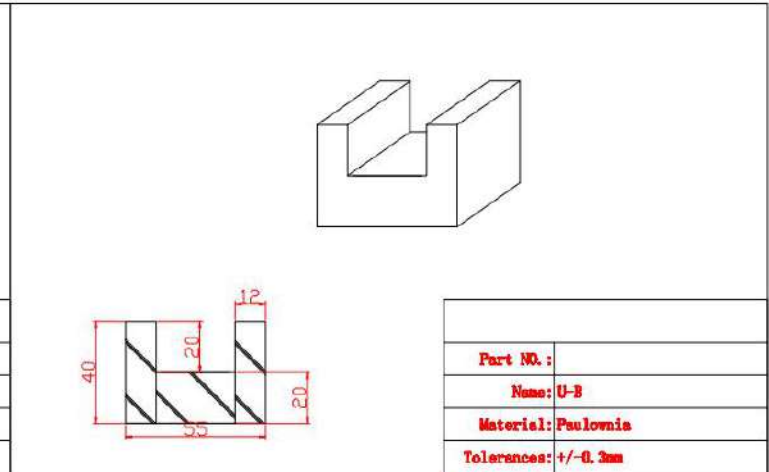
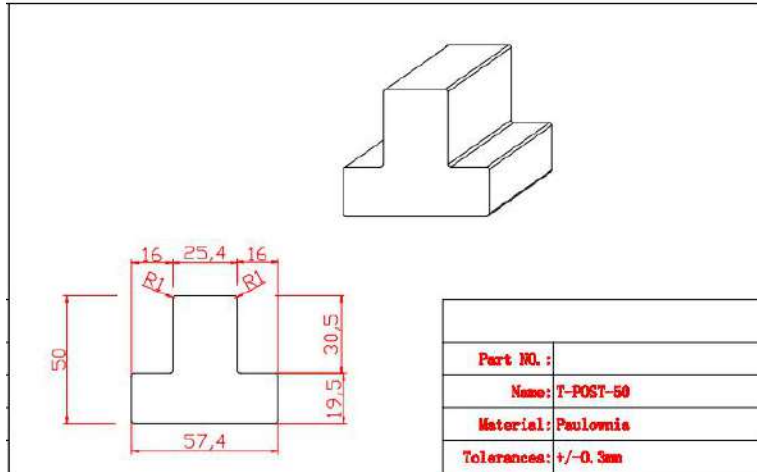
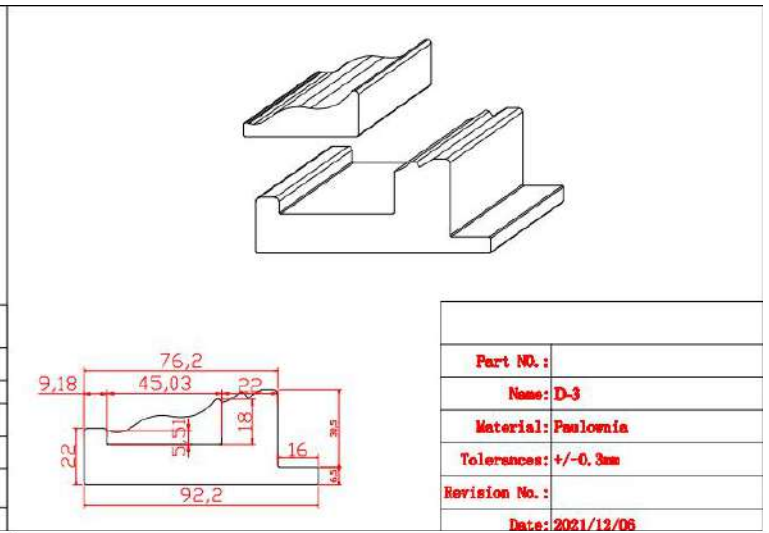
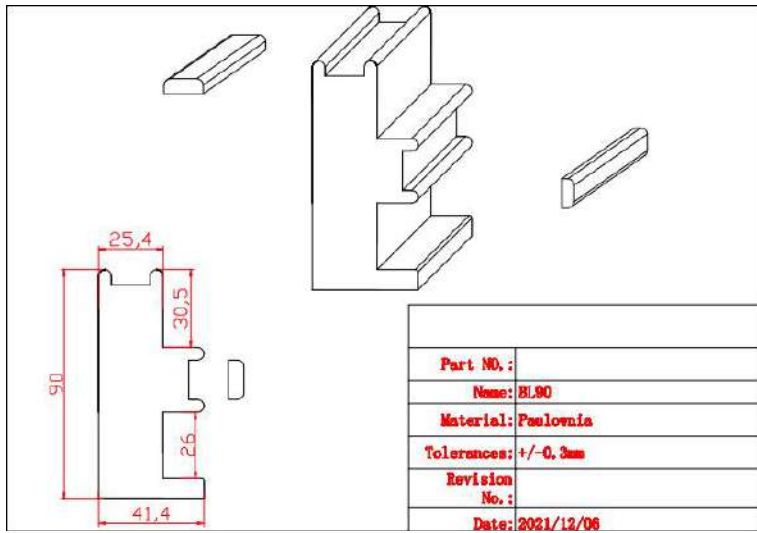
Part NO.:	
Name:	Vintage Hang Strip 30mm
Material:	Paulownia
Tolerances:	+/-0.3mm
Revision No.:	

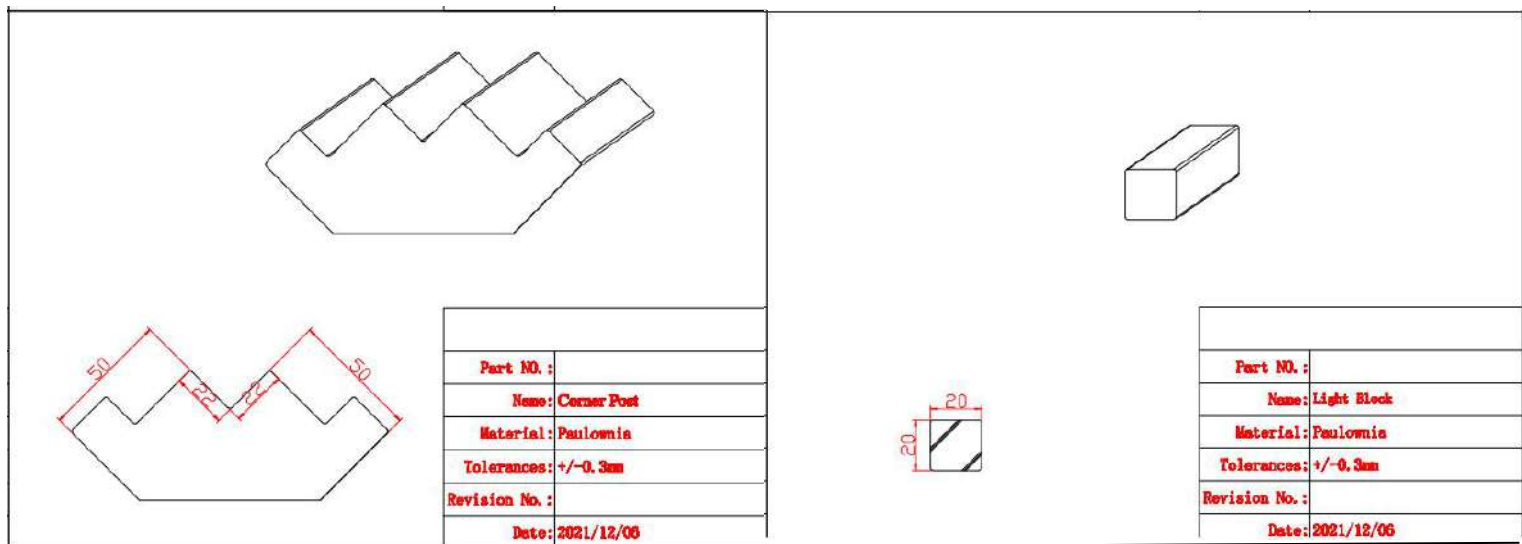
Part NO.:	
Name:	F90
Material:	Paulownia
Tolerances:	+/-0.3mm
Revision No.:	

Part NO.:	
Name:	D-1
Material:	Paulownia
Tolerances:	+/-0.3mm
Revision No.:	


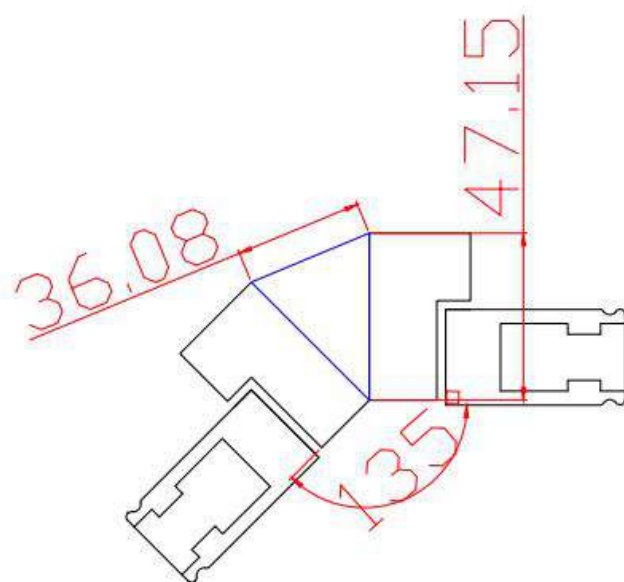
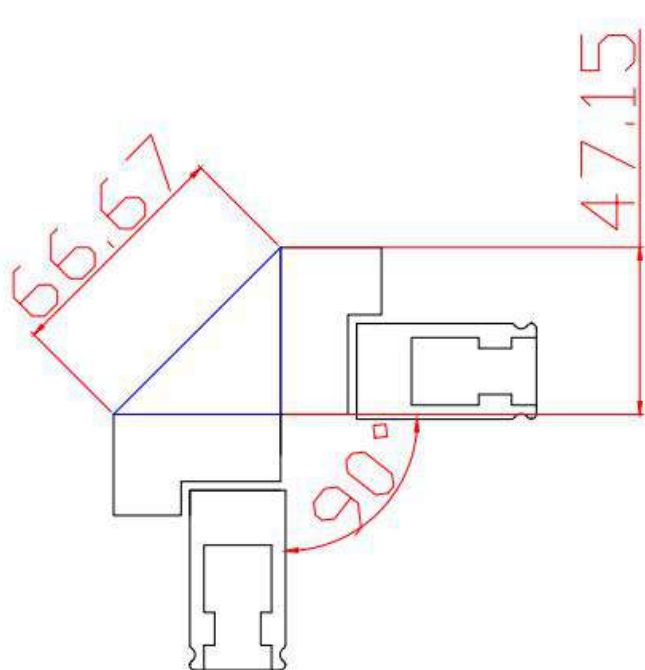
Part NO.:	
Name:	L50MF
Material:	Paulownia
Tolerances:	+/-0.3mm
Revision No.:	
Date:	2021/12/06

Part NO.:	
Name:	D-2
Material:	Paulownia
Tolerances:	+/-0.3mm
Revision No.:	
Date:	2021/12/06





定制转角 Post Customized corner Post



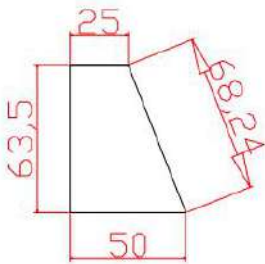
- 请注意一个细节：  
A very noteworthy aspect:

客户可以定制任意角度的转角 Post

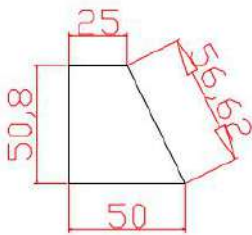
Customers can customize corners at any angle



更新代表性木质型材 Updated Wooden Component



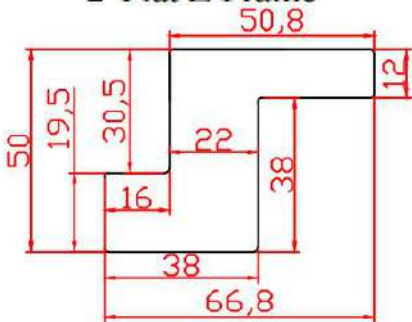
25/50\*63.5



25/50\*50.8

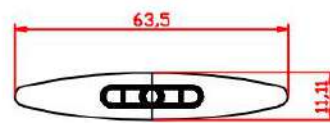
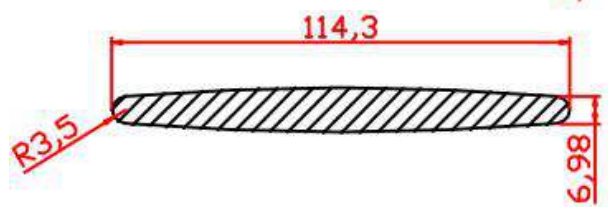
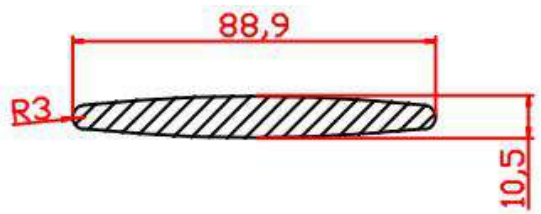
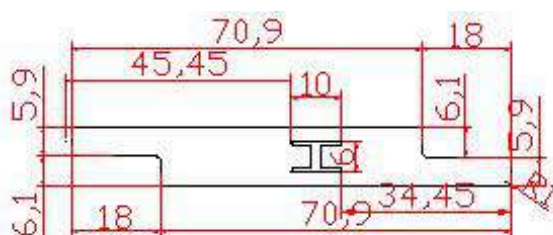

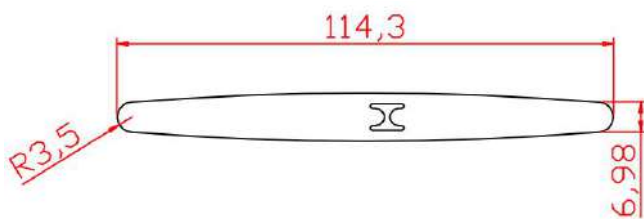
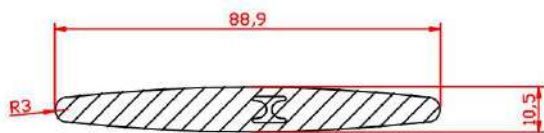
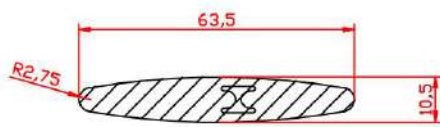
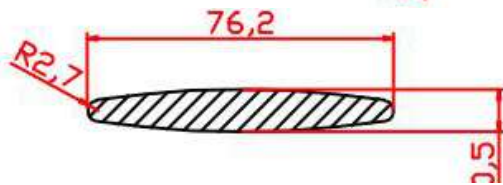
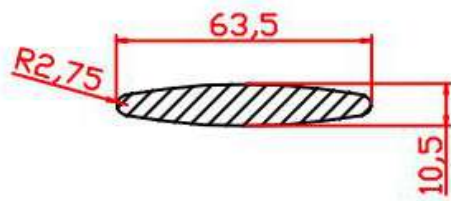
ZF

2"Flat Z Frame

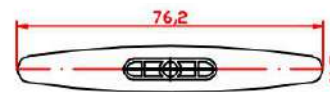


## PVC 成品组件导航 PVC Component Guide

### ● PVC 叶片 PVC Louver



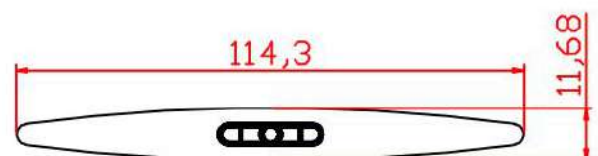
PVC 2.5"Elliptical Blade



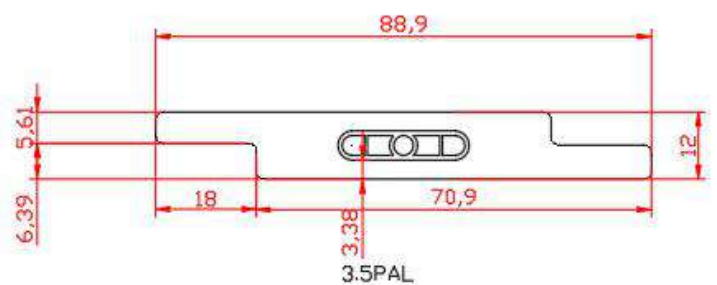
PVC 3"Elliptical Blade



PVC 3.5"Elliptical Blade

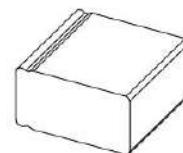


PVC 4.5"Elliptical Blade

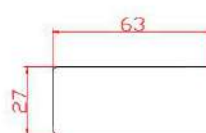
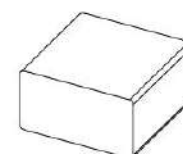




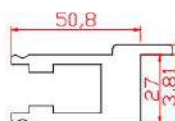
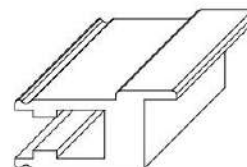
● PVC 竖柱 PVC Stile



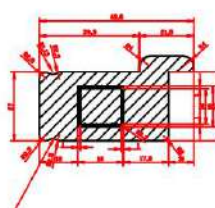
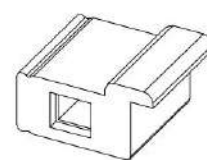
Part NO.:	
Name:	Butt Stile
Material:	PVC
Tolerances:	+/-0.3mm
Revision No.:	



Part NO. :	
Name: 63-Flat Butt Stile	
Material: PVC	
Tolerances: $\pm 0.3mm$	
Revision No. :	

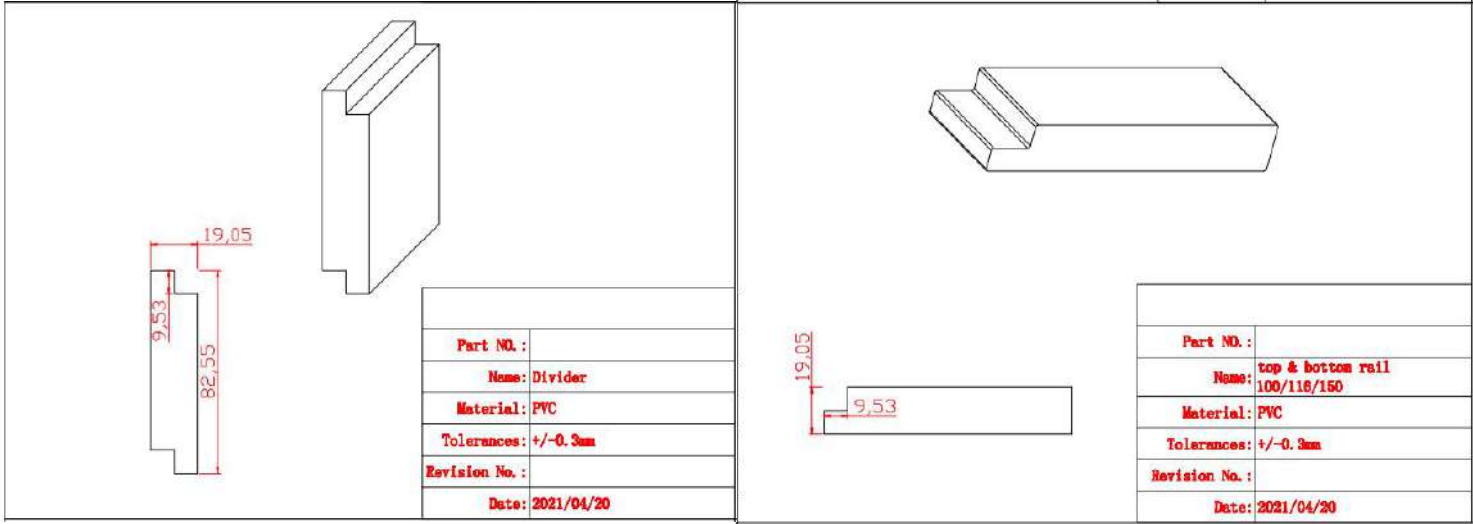


Part NO.:	
Name:	Stile-DB
Material:	PVC
Tolerances:	+/-0.3mm

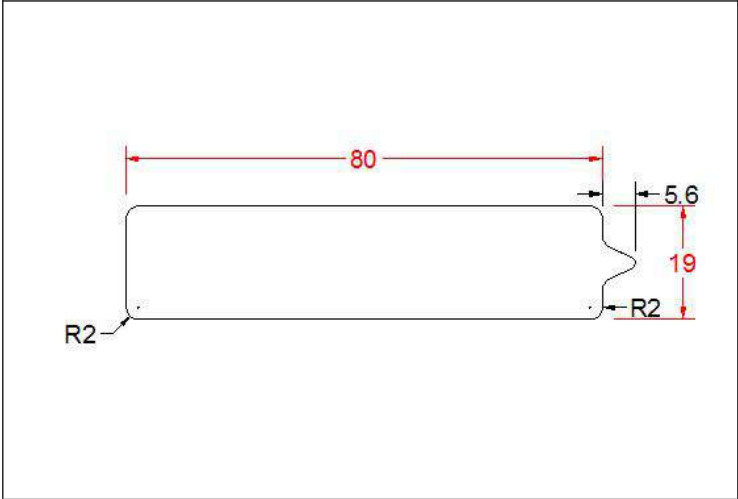


Part No.:	
Name:	Astragal stile reinforced
Material:	PVC
Tolerances:	+/-0.5mm

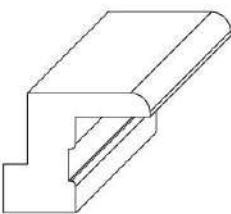
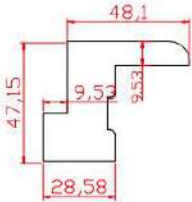
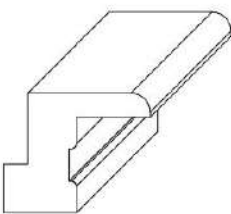
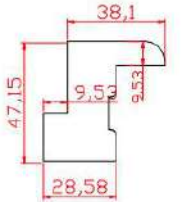
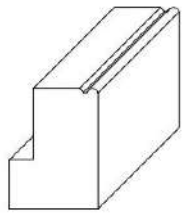

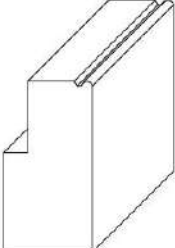
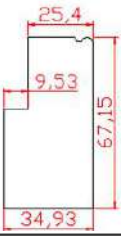
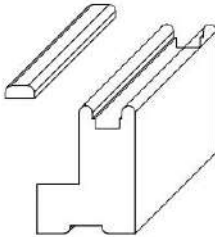
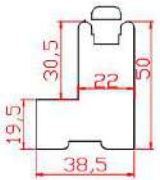
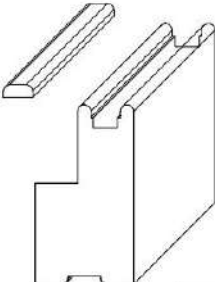
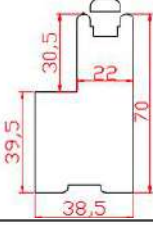
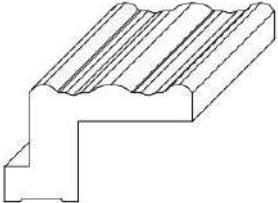
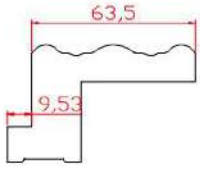
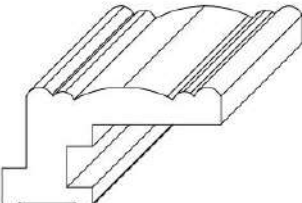
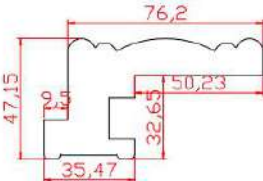
● PVC 板 PVC Rail

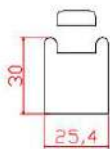
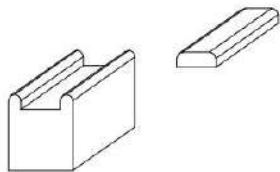


\* 双面上下板 Double sided upper and lower boards

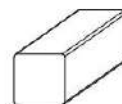


● PVC 边框 PVC Frame

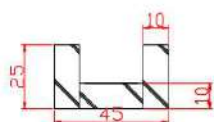
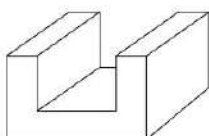
  <table><tr><td>Part NO.:</td><td></td></tr><tr><td>Name:</td><td>Z50</td></tr><tr><td>Material:</td><td>PVC</td></tr><tr><td>Tolerances:</td><td>+/-0.3mm</td></tr></table>	Part NO.:		Name:	Z50	Material:	PVC	Tolerances:	+/-0.3mm	  <table><tr><td>Part NO.:</td><td></td></tr><tr><td>Name:</td><td>Z40</td></tr><tr><td>Material:</td><td>PVC</td></tr><tr><td>Tolerances:</td><td>+/-0.3mm</td></tr></table>	Part NO.:		Name:	Z40	Material:	PVC	Tolerances:	+/-0.3mm								
Part NO.:																									
Name:	Z50																								
Material:	PVC																								
Tolerances:	+/-0.3mm																								
Part NO.:																									
Name:	Z40																								
Material:	PVC																								
Tolerances:	+/-0.3mm																								
  <table><tr><td>Part NO.:</td><td></td></tr><tr><td>Name:</td><td>L50</td></tr><tr><td>Material:</td><td>PVC</td></tr><tr><td>Tolerances:</td><td>+/-0.3mm</td></tr><tr><td>Revision No.:</td><td></td></tr></table>	Part NO.:		Name:	L50	Material:	PVC	Tolerances:	+/-0.3mm	Revision No.:		  <table><tr><td>Part NO.:</td><td></td></tr><tr><td>Name:</td><td>L70</td></tr><tr><td>Material:</td><td>PVC</td></tr><tr><td>Tolerances:</td><td>+/-0.3mm</td></tr><tr><td>Revision No.:</td><td></td></tr></table>	Part NO.:		Name:	L70	Material:	PVC	Tolerances:	+/-0.3mm	Revision No.:					
Part NO.:																									
Name:	L50																								
Material:	PVC																								
Tolerances:	+/-0.3mm																								
Revision No.:																									
Part NO.:																									
Name:	L70																								
Material:	PVC																								
Tolerances:	+/-0.3mm																								
Revision No.:																									
  <table><tr><td>Part NO.:</td><td></td></tr><tr><td>Name:</td><td>F50</td></tr><tr><td>Material:</td><td>PVC</td></tr><tr><td>Tolerances:</td><td>+/-0.3mm</td></tr><tr><td>Revision No.:</td><td></td></tr><tr><td>Date:</td><td>2021/04/20</td></tr></table>	Part NO.:		Name:	F50	Material:	PVC	Tolerances:	+/-0.3mm	Revision No.:		Date:	2021/04/20	  <table><tr><td>Part NO.:</td><td></td></tr><tr><td>Name:</td><td>F70</td></tr><tr><td>Material:</td><td>PVC</td></tr><tr><td>Tolerances:</td><td>+/-0.3mm</td></tr><tr><td>Revision No.:</td><td></td></tr><tr><td>Date:</td><td>2021/04/20</td></tr></table>	Part NO.:		Name:	F70	Material:	PVC	Tolerances:	+/-0.3mm	Revision No.:		Date:	2021/04/20
Part NO.:																									
Name:	F50																								
Material:	PVC																								
Tolerances:	+/-0.3mm																								
Revision No.:																									
Date:	2021/04/20																								
Part NO.:																									
Name:	F70																								
Material:	PVC																								
Tolerances:	+/-0.3mm																								
Revision No.:																									
Date:	2021/04/20																								
  <table><tr><td>Part NO.:</td><td></td></tr><tr><td>Name:</td><td>Z2-BS</td></tr><tr><td>Material:</td><td>PVC</td></tr><tr><td>Tolerances:</td><td>+/-0.3mm</td></tr></table>	Part NO.:		Name:	Z2-BS	Material:	PVC	Tolerances:	+/-0.3mm	  <table><tr><td>Part NO.:</td><td></td></tr><tr><td>Name:</td><td>Z3-CS</td></tr><tr><td>Material:</td><td>PVC</td></tr><tr><td>Tolerances:</td><td>+/-0.3mm</td></tr><tr><td>Revision No.:</td><td></td></tr></table>	Part NO.:		Name:	Z3-CS	Material:	PVC	Tolerances:	+/-0.3mm	Revision No.:							
Part NO.:																									
Name:	Z2-BS																								
Material:	PVC																								
Tolerances:	+/-0.3mm																								
Part NO.:																									
Name:	Z3-CS																								
Material:	PVC																								
Tolerances:	+/-0.3mm																								
Revision No.:																									



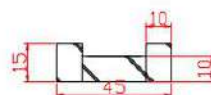
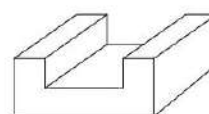
Part NO.:	
Name:	Vintage Hang Strip 30mm
Material:	PVC
Tolerances:	+/-0.3mm
Revision No.:	



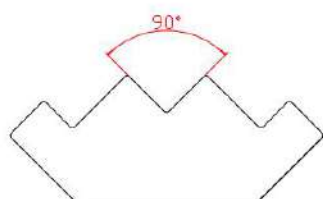
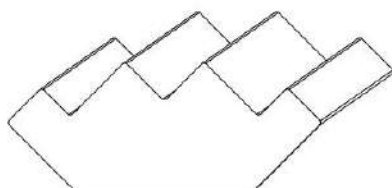
Part NO.:	
Name:	Light Block
Material:	PVC
Tolerances:	+/-0.3mm
Revision No.:	



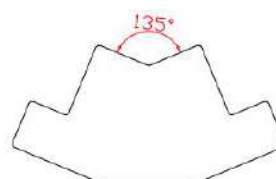
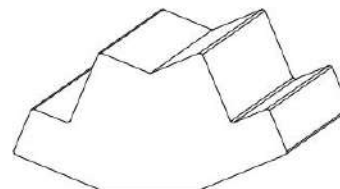
Part NO.:	
Name:	U-T
Material:	PVC
Tolerances:	+/-0.3mm
Revision No.:	



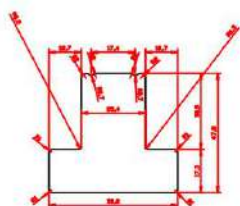
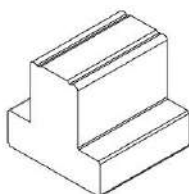
Part NO.:	
Name:	U-B
Material:	PVC
Tolerances:	+/-0.3mm
Revision No.:	



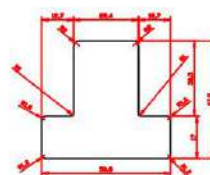
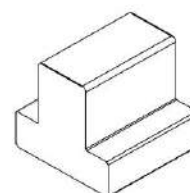
Part NO.:	
Name:	Corner Post
Material:	PVC-90
Tolerances:	+/-0.3mm
Revision No.:	



Part NO.:	
Name:	Bay post
Material:	PVC-135
Tolerances:	+/-0.3mm
Revision No.:	



Part NO.:	SFWC-064
Name:	25mm T post
Material:	PVC
Tolerances:	+/-0.3mm
Revision No.:	
Date:	2021/04/20



Part NO.:	SFWC-118
Name:	25mm Flat T post
Material:	PVC
Tolerances:	+/-0.3mm
Revision No.:	
Date:	2021/04/20

## | SHUTTER COLOR

### Painted Color



### Stained Color



### Brushed Color



### Open Finish Color





# | SHUTTER COLOR

## Aluminium Color



## Customized Color



### Embrace Your Individuality

All you need to do is send us the color card you need, or choose from the international color card books: Dulux, RAL, Little Greene, Farrow&Ball, etc. We match the color of your choice and send it to you for approval. We offer customized color shutter with no minimum order quantity.







## Open Finish Paulownia Shutter

Open Finish is a special paint coating technology, as we all know for paulownia wood is sustainable wood, with high durability light weight and beautiful grain. In order to show the beauty and let people feel the wood texture better, this year we add our new paint technology Open Finish.

If you want to see sample, please contact our sales team.



- ★ Natural wood grain
- ★ Only a few dollars
- ★ Handmade
- ★ Customize color



# QUV TEST REPORT

Products Test Report 产品检测记录表			
产品名称	面漆4号偏白红, 5号偏红, 6号偏灰	送检部门	T1
样品数量	9	送测日期	23.10.9
测试人	车	检测报告时间	23.10.18
测试项目	测试的要求	具体测试方法	测试结果
耐黄变	将产品放入QUV测试箱内紫外灯管下长时间照射, 在规定时间内观测叶片表面颜色的变化, 判定耐黄变能力。	将样品放入QUV检测箱进行检测, 每24小时使用色差仪记录色差。	4号偏白红: 0.06, 5号偏红: 0.31, 6号偏灰: 0.07
附着力	测试油漆膜与基材之间或涂层之间相互结合的能力, 是否具有要求的性能。	用划格器在油漆涂层上划出十字格的形状, 纵横各划一刀, 形成一百格的小方格, 再用广带贴在切口上并拉开, 用放大镜观察切口区域的情况。	4.5.6号均合格
亮度	油漆亮度是否一致。	用亮度仪进行对比。	
耐灯老化	将产品放入QUV测试箱内紫外灯管下长时间照射, 在规定时间内观测叶片表面颜色的变化, 判定耐黄变能力。	将样品放入QUV检测箱进行检测, 每24小时使用色差仪记录色差。	4号偏白红: 0.06, 5号偏红: 0.31, 6号偏灰: 0.06
柔韧性	油漆喷涂铁片上。	铁片对折180度。	
遮盖力	油漆喷涂黑白格。	用色差仪进行对比。	
固含量	将油漆放在一次性餐具盒内。	前固含量机器内, 等待水份挥发。	

备注: 一辆油漆, 三个样段, 一个铁皮。



Products Test Report 产品检测记录表			
产品名称	面漆	产品测试项目	色牢度
Products name	*** paint	Test name	Yellowing resistance
样品数量	1pc	样品编号	PR-710W 2022120935
Sample quantity		Sample #	
送检部门	百叶窗	送测日期	2023.10.4
Workshop		Sample date	
测试仪器	QUV	温湿度	50-60度
Test machine		Temperature	50-60℃
测试时间	168小时	测试人	车
Testing time	168 hours	Tester	che
测试的要求和目的	将产品放入QUV测试箱内紫外灯管下长时间照射, 在规定时间内观测叶片表面颜色的变化, 判定耐黄变的能力。		
Test Requirement & Purpose	Put the product under the ultraviolet lamp in the QUV test box for a long time, observe the color change of the blade surface within the specified time, and determine the ability to resist yellowing.		
具体测试方法	将样品放入QUV检测箱进行检测, 每24小时使用色差仪记录色差。		
Testing method	Put the sample into the QUV detection box for detection, and record the color difference every 24 hours with a color difference meter.		
测试结果分析	经过50-60度168小时以上紫外灯管照射结果: 叶片色牢度色差仪检测数值为0.31。		
Testing result	After more than 168 hours of ultraviolet lamp irradiation at 50-60 degrees, the result showed that the value of .42 detected by Beier Huihuangbaiman (202301026) (202302014) leaf colorimeter was qualified.		
检测报告时间: 2023-10-11	送检人: 百叶窗		
Report Date: Fe. 17, 2023	Sample supplier:		

# COLOR FASTNESS REPORT

SGS	
Test Report	No.: QDHL22976940207 Date: Oct 12, 2023 Page 1 of 2
<p>HEZE HUASHENG WOODEN CO., LTD. NO. 8 INDUSTRY ZONE ZHUANGZHAI TOWN HEZE CITY SHANDONG PROVINCE CHINA 274404</p> <p>Sample Description: PLANTATION SHUTTER &amp; VENETIAN BLINDS Manufacturer: HEZE HUASHENG WOODEN CO., LTD. Supplier: HEZE HUASHENG WOODEN CO., LTD. Country of Origin: CHINA</p> <p>As above test item and its relevant information regarding to the submission are provided and confirmed by the applicant. SGS is not liable to either the test item or its relevant information, in terms of the accuracy, suitability, reliability and/or integrity accordingly.</p> <p>SGS Ref No.: SL22020204131801TX Sample Receiving Date: Jul 11, 2023 Final Sample Submission Date: Oct 08, 2023 Test Performing Date: Jul 11, 2023 to Oct 12, 2023</p> <p>Test Requested: Color Fastness To Dry Heat Color Fastness To Light Test Result: See Results See Results</p> <p>Remark: Unless otherwise stated the results shown in this test report refer only to the sample(s) tested.</p> <p>Signed for and on behalf of SGS-CSTC Standards Technical Services (Qingdao) Co., Ltd.</p> <p>Zhou Xituan, GK Authorized Signatory</p>	

SGS																			
Test Report	No.: QDHL22976940207 Date: Oct 12, 2023 Page 2 of 2																		
<p>Test Result(s):</p> <p>Sample Description: (Aluminium shutter/venetian blinds)</p> <p>Color Fastness To Dry Heat (AATCC TM 117-2013)</p> <p>110°C for 30 seconds</p> <table border="1"> <thead> <tr> <th>Unit</th> <th>A</th> <th>Requirement</th> </tr> </thead> <tbody> <tr> <td>Change in Shade</td> <td>4.5</td> <td>-</td> </tr> <tr> <td>Staining On Multi-fibre Cloth</td> <td>4.5</td> <td>-</td> </tr> <tr> <td>Staining On Cotton</td> <td>4.5</td> <td>-</td> </tr> </tbody> </table> <p>Remark: Grey Scale Rating is based on the 5-step scale of 1 to 5, where 1 is worst and 5 is best.</p> <p>Color Fastness To Light (AATCC TM 16.3-2020, Option 3/Xenon Arc Lamp)</p> <p>After 20 AFU</p> <table border="1"> <thead> <tr> <th>Unit</th> <th>A</th> <th>Requirement</th> </tr> </thead> <tbody> <tr> <td>Change in Shade</td> <td>4.5</td> <td>-</td> </tr> </tbody> </table> <p>Remark: Grey Scale Rating is based on the 5-step scale of 1 to 5, where 1 is worst and 5 is best.</p> <p>Sample Photo:</p>  <p>SGS will indicate the photo on original report only.</p> <p>---End of Report---</p>		Unit	A	Requirement	Change in Shade	4.5	-	Staining On Multi-fibre Cloth	4.5	-	Staining On Cotton	4.5	-	Unit	A	Requirement	Change in Shade	4.5	-
Unit	A	Requirement																	
Change in Shade	4.5	-																	
Staining On Multi-fibre Cloth	4.5	-																	
Staining On Cotton	4.5	-																	
Unit	A	Requirement																	
Change in Shade	4.5	-																	

拉杆选项 Tilt Rod Option

<div>中心拉杆</div> <div>Center Tilt Rod</div>	 A white louver shutter with a center tilt rod. The rod is a light blue-grey color and is positioned vertically in the center of the shutter, passing through the louvers.	<div>Center tilt rod in the centre of the louver</div> <div>Tilt Rod Position: Front of pane</div> <div>Wooden shutter,PVC shutte available</div>
<div>偏移拉杆</div> <div>Offset tilt rod</div>	 A white louver shutter with an offset tilt rod. The rod is a light blue-grey color and is positioned vertically on the left side of the shutter, passing through the louvers.	<div>Off set tilt rod is on the side of the panel, usually near the hinge, allowing customization of the position</div> <div>Wooden shutter,PVC shutter available</div>

隐藏拉杆  
Clearview Tilt  
Rod



Tilt Rod Position: backside of panel on the hinge side  
Its ability to allow light in and also the amazing view-through capability  
Wooden shutter, PVC shutter, aluminum shutter available

内置拉杆  
Concealed  
/Hidden Tilt Rod



Concealed /Hidden Tilt Rod is inside the stile using hidden rack and pin  
Wooden shutter, PVC shutter available




## 色卡样      Color sample

### ● 款式 1—橄榄形色卡    Style 1 —elliptical



### ● 款式 2—百叶片色卡    Style 2 —Slats





## 样品箱款式    Sample box style

款式 1—皮质箱  
Style 1 —Leather box



款式 2—尼龙包  
Style 2 —Nylon bag



款式 3—PV 箱  
Style 3 —PV box



## 样品箱内部    Sample box details

款式 1—皮质箱  
Style 1—Leather box



款式 2—尼龙包  
Style 2—Nylon bag



款式 3—PV 箱  
Style 3—PV box



## 五金 Hardware

		
3 英寸蝶形合页 3" Butterfly Hinges	3 英寸合页 3" Hinges	圆孔 225 合页 White Round Hole 255
		
3 英寸折弯合页 3" Bifold Hinges	4 英寸弯合页 4" Bifold Hinges	天窗合页 Skylight Hinge
		
内装单端头合页 White Pivot Hinge inside	外装单端头合页 White Pivot Hinge outside	L 型合页 L shaped Hinges
		
偏心小合页 Slim hinge	十字隐藏合页 X- Hidden Hinge	桶型合页 Cylindrical-Hidden Hinge












		
长 PIN Long PIN	插销 PIN Tension PIN	平底弹簧 PIN Spring load PIN
		
圆底弹簧 PIN Spring load PIN	两段 PIN Two part PIN	插销 PIN Tension PIN
		
正常 PIN Standard PIN	内置拉杆 PIN PIN for Hidden Tilt Rod	PVC 用内置拉杆 PIN PIN for PVC Hidden Tilt Rod
		
钉 PIN PIN with Screw	木榫 Dowel	燕尾榫-12*10*8 Swallowtail pins-12*10*8



		
燕尾棒-27mm Swallowtail pins-27mm	燕尾棒-36mm Swallowtail pins-36mm	燕尾棒-50mm Swallowtail pins-50mm
		
吸铁片用螺丝钉 Screw for Magnet Plate	磁铁用螺丝钉 Screw for Magnet	合页用螺丝钉 Screw for Hinges
		
隐藏拉杆用螺丝 Screw for Clear View Tilt Rod	边框用螺丝 Install Screw for frame	调整螺丝 Tension Screws+Spring
		
安装螺丝 Assembly screws	U 形钉 Stainelss U -Screws -416K/419k	



		
圆孔塞-长开口 Hole Plug-Long groove	圆孔塞-短开口 Hole Plug-Short groove	异形圆孔塞 Covers for rabbet stiles
		
孔塞-15.65/16.45/17.17/19.1mm End cap used for stile-15.65/16.45/17.17/19.1mm	圆孔塞-不开口 Hole Plug-No groove	不干胶孔贴-15/20MM Sticker-15/20MM
		
脚钉 Panel feet	调整孔 PIN 套 大/小 Shoulder washer for adjust hole	调整孔垫片 Screw Ring used for adjust hole screw
		
合页垫片 Hinge packer	圆头拉杆 2.5/3.5/4.5 Real Louver Control 2.5/3.5/4.5	内置拉杆齿条 Rack for Hidden Rod

		
圆形磁铁 Round magnet	圆形磁铁片 Round magnet plate	半圆形吸铁片 Arch magnet plate
		
L 形磁铁片 L magnet plate	新 L 型吸铁片 White New L shape Magnet Plate	13 磅磁铁 13 Pang Magnet
		
厚磁铁 Thick Magnet	长磁铁 Long Magnet	磁铁 Magnet
		
卡扣 Catcher	碰珠 Button catch	



拉环  
Pull ring



芯板拉手  
Solid knob with 32mm screw



天窗锁  
Skylight lock



叶片锁  
Blades Lock



锁  
Lock



插销  
Flush bolt



托架  
Bracket-75/100/135/180mm



L 型拐角  
L shape return



门搭 1  
Latch1



门搭 2  
Latch2



门搭 3  
Latch3



M 型下滑道  
M -Bottom Track



U 型下滑道  
U -Bottom Track



上滑道  
Top track



T 型下导轨  
T shape bottom guide



下固定轴  
Bottom Pivot



下固定轴  
Bottom Pivot




滑轮  
Wheel



下活动轴  
Bottom guide



滑止  
Track Stop



铝合金下活动轴  
Aluminium Bottom Pivot



铝合金用上固定轴+滑轮  
Aluminium Top Pivot + wheel

## 滑道透气窗 Track Shutters

### Bi-fold shutter

Max Panel Height: 3000mm (During 1500mm-2500mm, must have 1

Divider; More than 2500mm, must have 2 Divider)

Minimum Panel Height: 300mm

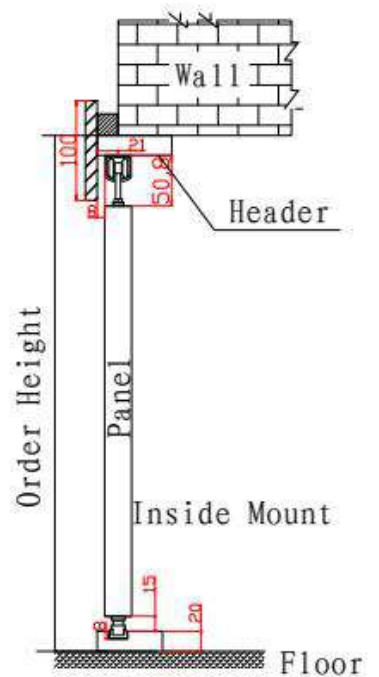
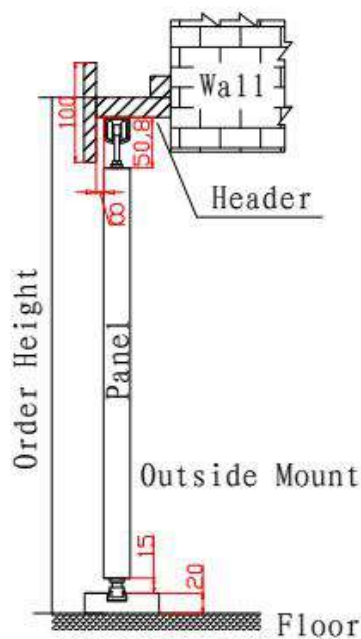
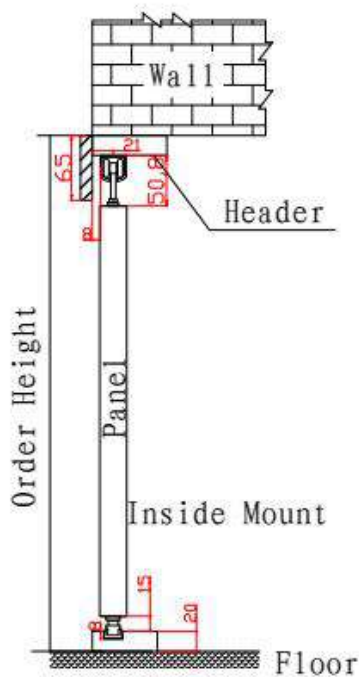
Max Panel Width: 650mm

Minimum Panel width: 200mm

Available for 2.5" shutter, 3.0" shutter, 3.5" shutter and 4.5" shutter

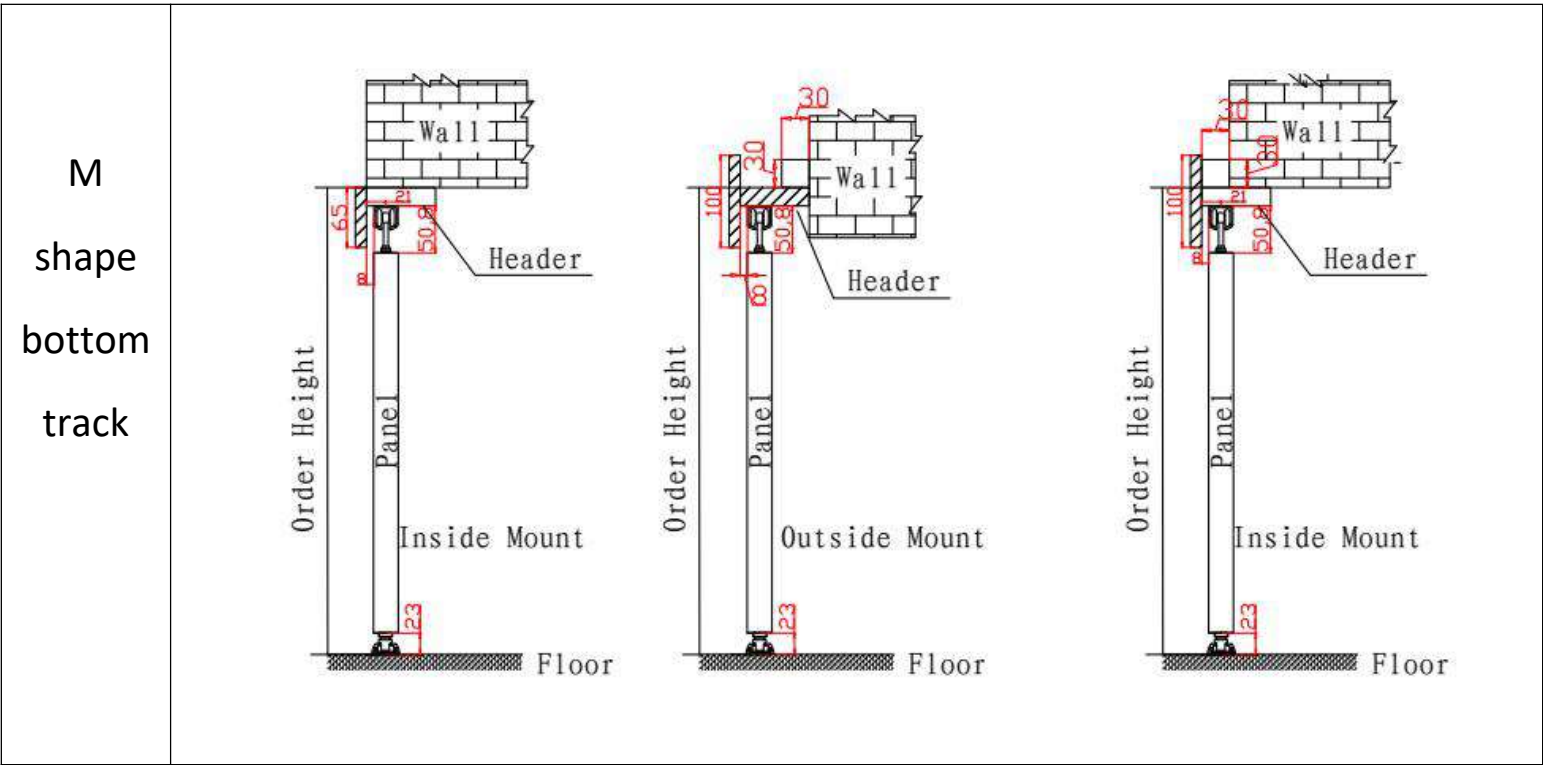
### Different bottom track options

Bottom  
board  
with C  
Shape  
Bottom  
track



Bi-fold shutter also can be inside mount and outside mount



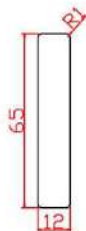


Bi-fold shutter also can be inside mount and outside mount

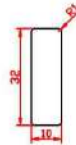
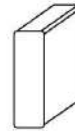
Side board for choose

<table><tr><td>Part NO. :</td><td></td></tr><tr><td>Name:</td><td>Bifold header+side board 70/75/80/100/120/130/200</td></tr><tr><td>Material:</td><td>Paulownia</td></tr><tr><td>Tolerances:</td><td>+/-0.3mm</td></tr><tr><td>Revision No. :</td><td></td></tr><tr><td>Date:</td><td>2021/12/06</td></tr></table>	Part NO. :		Name:	Bifold header+side board 70/75/80/100/120/130/200	Material:	Paulownia	Tolerances:	+/-0.3mm	Revision No. :		Date:	2021/12/06	<table><tr><td>Part NO. :</td><td></td></tr><tr><td>Name:</td><td>Bifold header+side board</td></tr><tr><td>Material:</td><td>PVC</td></tr><tr><td>Tolerances:</td><td>+/-0.3mm</td></tr><tr><td>Revision No. :</td><td></td></tr><tr><td>Date:</td><td>2021/04/20</td></tr></table>	Part NO. :		Name:	Bifold header+side board	Material:	PVC	Tolerances:	+/-0.3mm	Revision No. :		Date:	2021/04/20
Part NO. :																									
Name:	Bifold header+side board 70/75/80/100/120/130/200																								
Material:	Paulownia																								
Tolerances:	+/-0.3mm																								
Revision No. :																									
Date:	2021/12/06																								
Part NO. :																									
Name:	Bifold header+side board																								
Material:	PVC																								
Tolerances:	+/-0.3mm																								
Revision No. :																									
Date:	2021/04/20																								
Wooden: (size:70mm/75mm/80mm/100mm/120mm/130mm /200mm/220mm*20mm, custom size available)	PVC: (size: 100mm/160mm/200mm*19.05mm)																								

## Facia/Valance for choose



Part NO.:	
Name:	Fascia for inside mount bifold
	65/75/80/100/115/120/150/160/200
Material:	Paulownia
Tolerances:	+/-0.3mm
Revision No.:	
Date:	2021/12/06



Part NO.:	
Name:	Side Fascia
Material:	PVC
Tolerances:	+/-0.3mm
Revision No.:	
Date:	2021/04/20

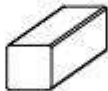
### Wooden:

(size:65mm,75mm/80mm/100mm/115mm/120mm/150mm/160mm/200mm\*12mm, custom size available)

### PVC:

(size:32mm/ 60mm/100mm\*10mm)

## Light block for choose: 20X20mm

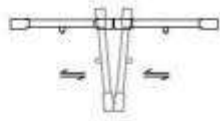


Part NO.:	
Name:	Light Block
Material:	Paulownia
Tolerances:	+/-0.3mm
Revision No.:	
Date:	2021/12/06

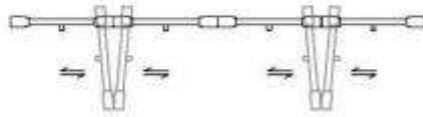
Except LR/LL/RR/LLRR... Such as conventional Bi-fold, can also be free moving panels

SS-SS-SS : This is a special config for bi-fold track system, means no panel is fixed. They are divided into four groups. Each group works independently.

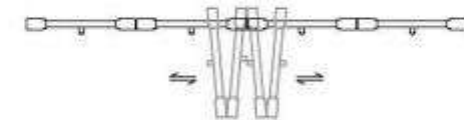
(IP-SS)



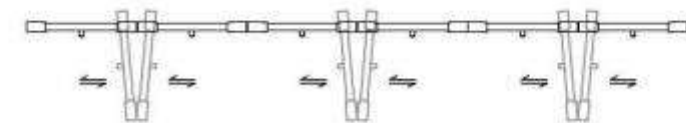
(IP-SS-SS)



(IP-SSSS)



(IP-SS-SS-SS)



Explanation on SS-SS-SS config : "S" means a panel that can slide freely with tracks, either left or right, no fixing point required. If you want two panels such as ss to slide independently from rest panels, please use dash for separation, for example SS-SS




Other details:

Facia/Valance  
can be slotted  
and inserted



Side  
Facia/Valance  
can be added to  
block light




Outside mount  
uses brackets  
4 size:75mm,  
100mm, 135mm,  
180mm



Bi-fold shutter  
accessory



Track color: Silver, white, black, brown



Bottom guide color: black, white



## By-bass shutter

Max Panel Height: 3000mm (During 1500mm-2500mm,must have 1

Divider; More than 2500mm,must have 2 Divider)

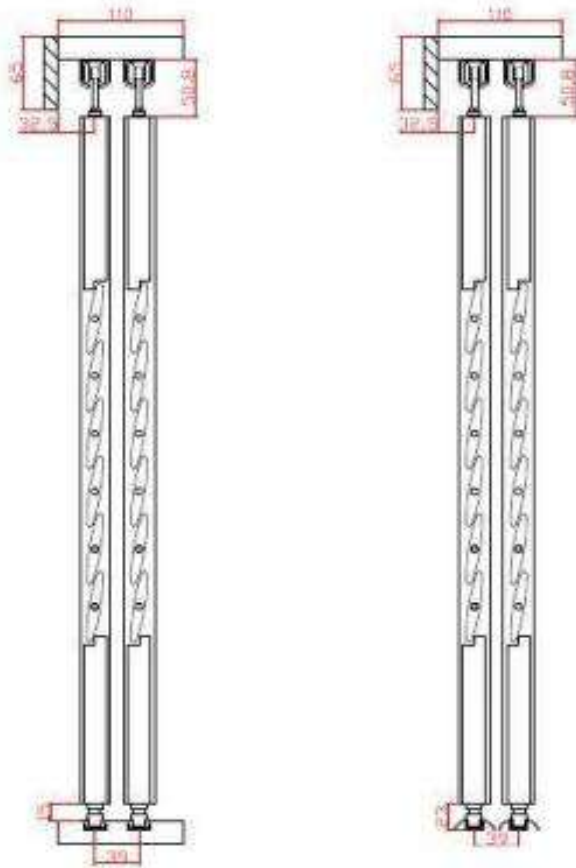
Minimum Panel Height:300mm

Max Panel Width: 500mm-1400mm (When the width more than 800mm,  
must use center stile).

Minimum Panel width:200mm

Available for 2.5" shutter,3.0" shutter,3.5" shutter and 4.5" shutter

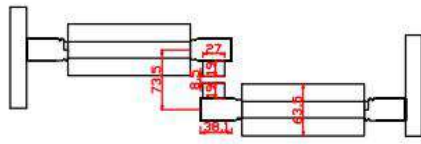
### Different bottom track options



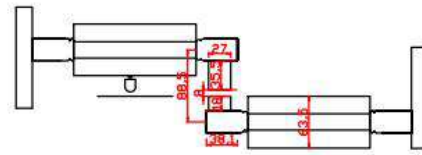
With bottom board (C track )

M track

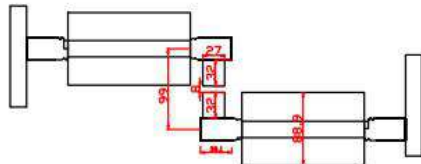
## Louver open and close sliding



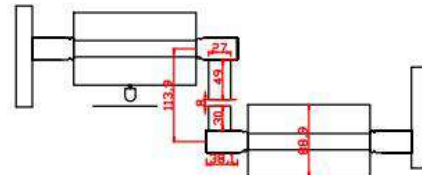
2.5叶片隐藏拉杆打开方式下推拉



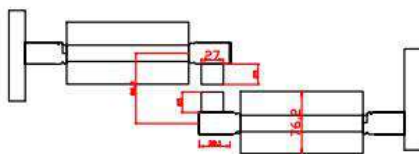
2.5叶片木拉杆打开方式下推拉



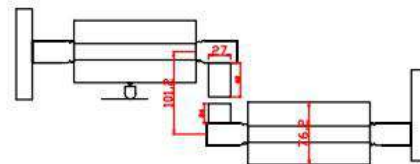
3.5叶片隐藏拉杆打开方式下推拉



3.5叶片木拉杆打开方式下推拉

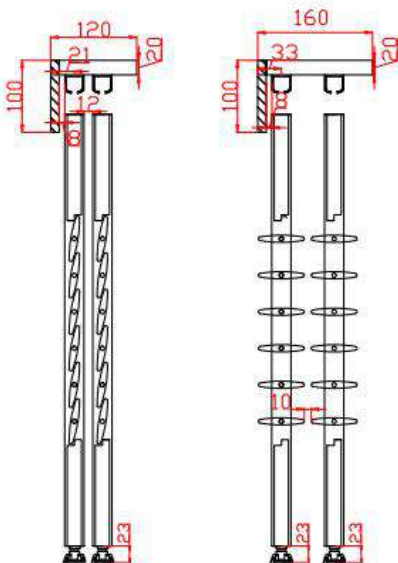


3叶片隐藏拉杆打开方式下推拉



3叶片木拉杆打开方式下推拉

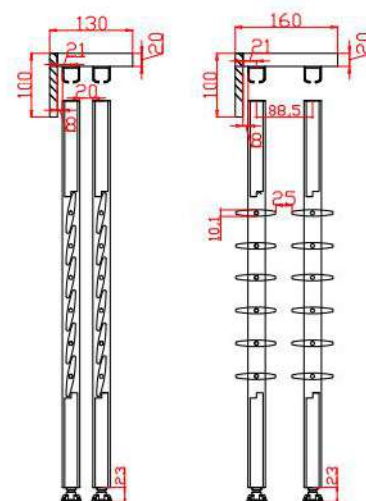
### Clearview Sliding



Closed

Open

### Plantation Sliding



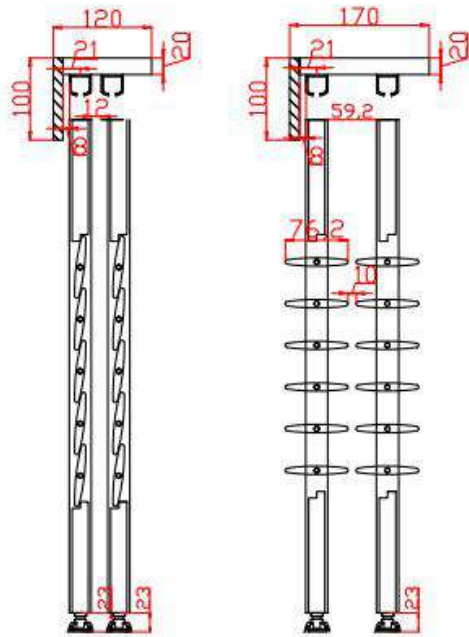
Closed

Open

2.5" louver Clearview/Hidden tilt rod

2.5" louver Center tilt rod

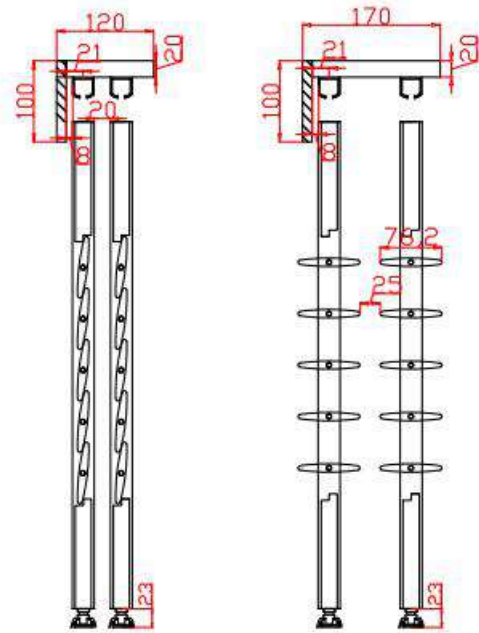
## Clearview Sliding



Closed

Open

## Plantation Sliding

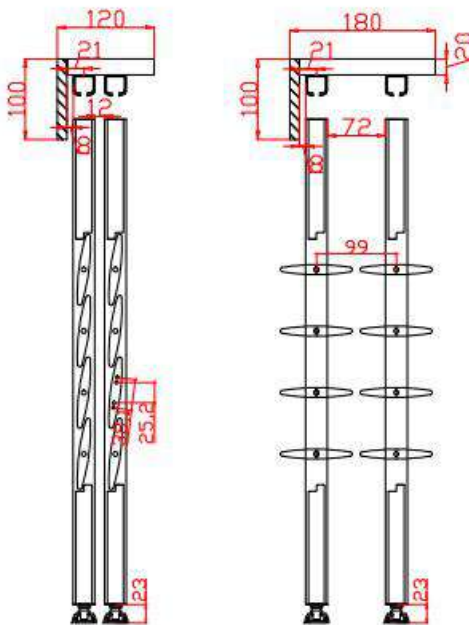


Closed

Open

## 3" louver Clearview/Hidden tilt rod

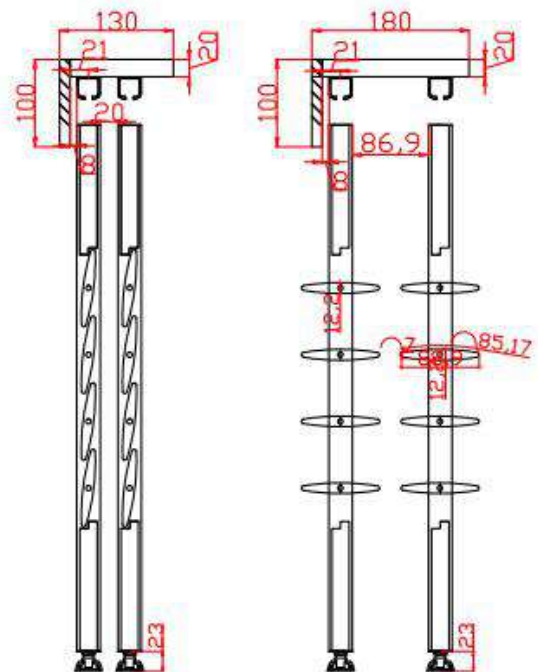
### Clearview Sliding



Closed

Open

### Plantation Sliding



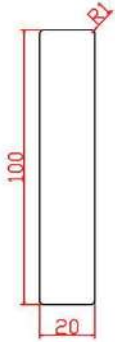

Closed

Open

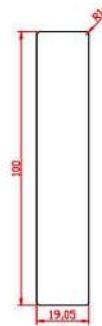
## 3.5" louver Clearview/Hidden tilt rod

## 3.5" louver Center tilt rod

## Side board for choose



Part NO. :	
Name:	Bifold header+side board 70/75/80/100/120/130/200
Material:	Paulownia
Tolerances:	+/-0.3mm
Revision No. :	
Date:	2021/12/06



Part NO. :	
Name:	Bifold header+side board
Material:	PVC
Tolerances:	+/-0.3mm
Revision No. :	
Date:	2021/04/20

### Wooden:

(size:110mm/120mm/130mm/150mm/160mm/170mm/190mm/200mm/210mm/220mm\*20mm, custom size available)

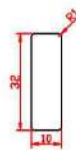
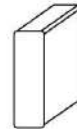
### PVC:

(size: 160mm/200mm\*19.05mm)

## Facia/Valance for choose



Part NO. :	
Name:	Fascia for inside mount bifold 65/75/80/100/115/120/150/160/200
Material:	Paulownia
Tolerances:	+/-0.3mm
Revision No. :	
Date:	2021/12/06



Part NO. :	
Name:	Side Fascia
Material:	PVC
Tolerances:	+/-0.3mm
Revision No. :	
Date:	2021/04/20

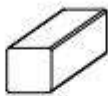
### Wooden:

(size:65mm,75mm/80mm/100mm/115mm/120mm/150mm/160mm/200mm\*12mm, custom size available)

### PVC:

(size:32mm/ 60mm/100mm\*10mm)


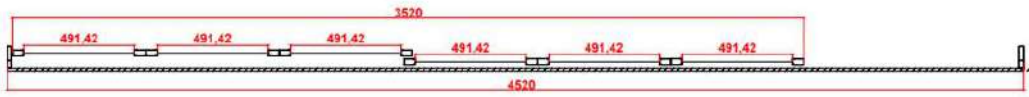
Light block for choose: 20X20mm



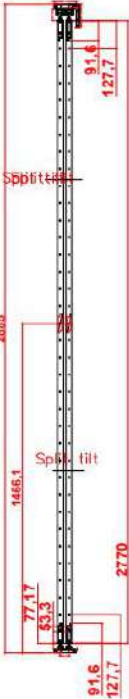
Part No.:	
Name:	Light Block
Material:	Polystyrene
Volume:	0.000000
Revision No.:	1
Date:	2021/10/05

Equal to or greater than 2 tracks available

2 tracks


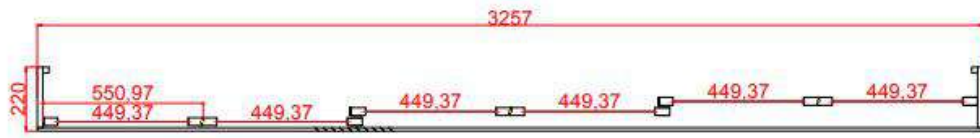


AM-193-2-BBB FFF

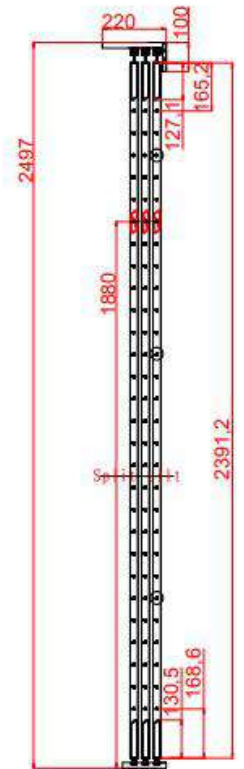




3 tracks



ZT-2301-2-FFMMBB





Other details:

Facia/Valance  
can be slotted  
and inserted



Side  
Facia/Valance  
can be added to  
block light



Outside mount  
uses brackets

4 size: 75mm,  
100mm, 135mm,  
180mm



By-pass shutter  
accessory




Top: Wheels x 2 for each panel



Top Track



Spanner if need



Bottom Guide x 2 for each panel

M Shape Bottom Track without bottom board



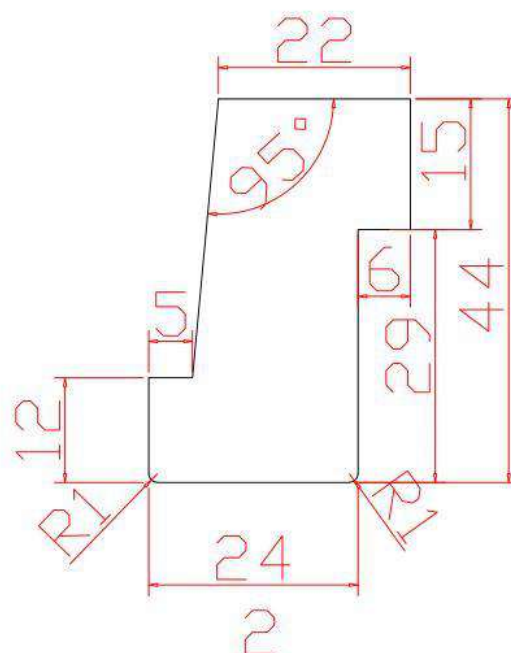
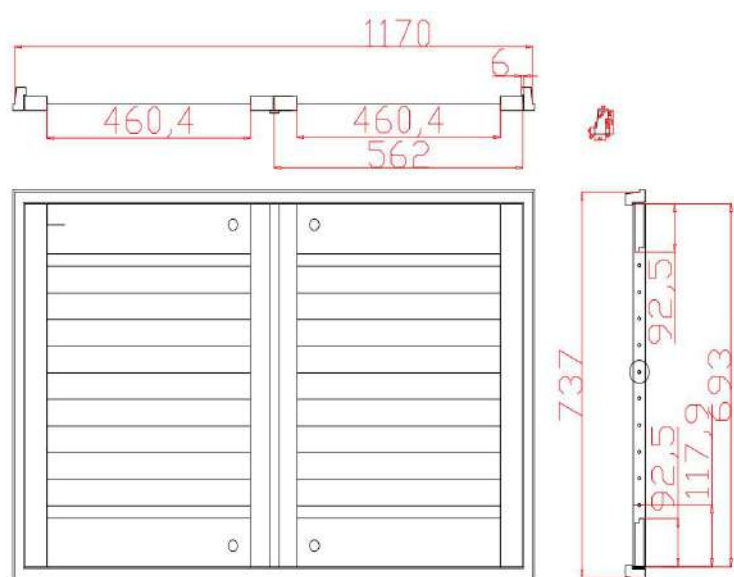
C Shape Bottom Track with bottom board



Track color: Silver, white, black, brown

Bottom guide color: black, white

## 天窗透气窗 Skylight Shutter



Skylight Shutter

Skylight Shutter Frame



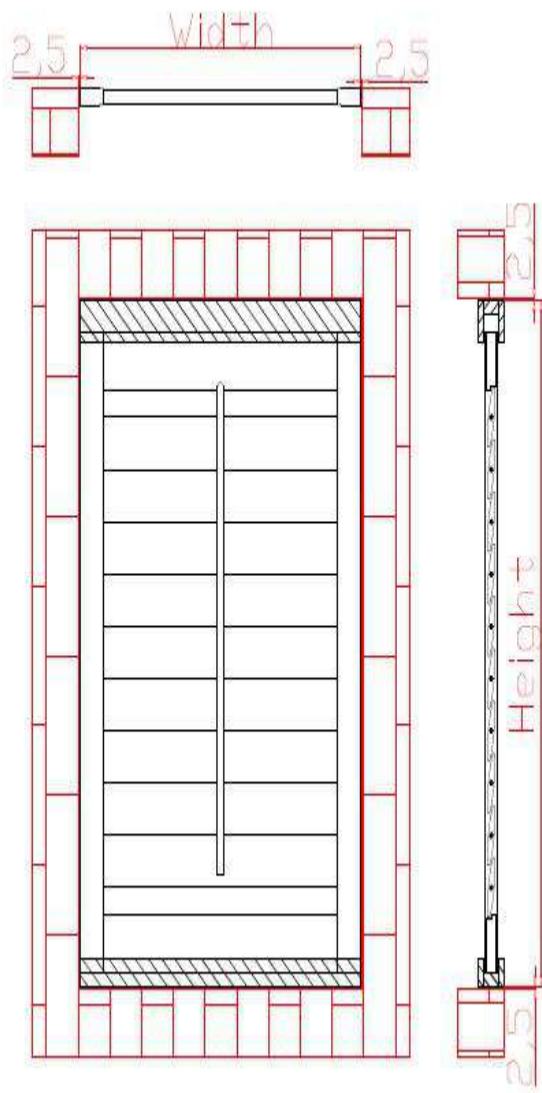
Sky Lock



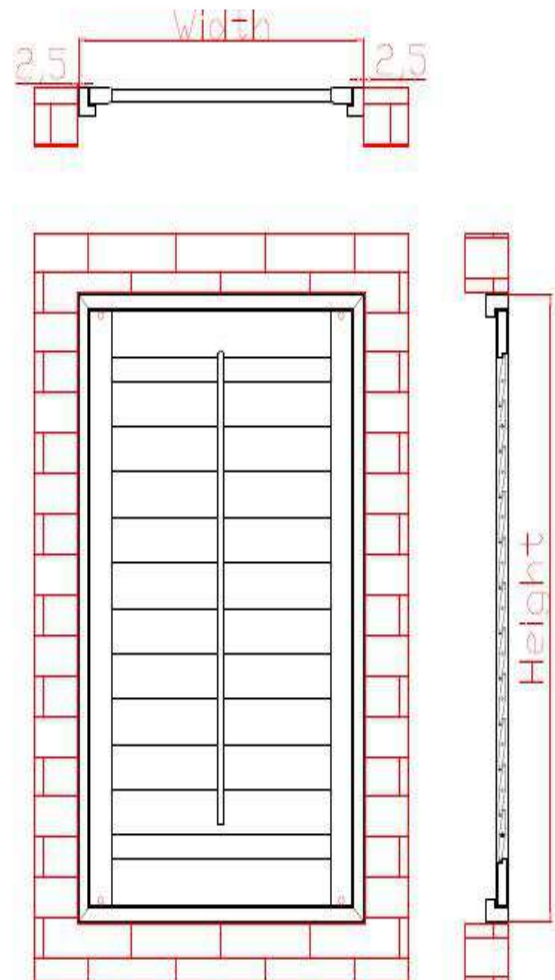
Sky Hinge

## 透气窗固定安装 Fixed Panel

A: U channel



B: Magnet fixed





## 配套设置 Supporting settings



四边展架  
4 side display



使用场景  
Usage scenario



伸缩杆  
Extend rod



使用场景  
Usage scenario



鸵鸟毛掸子  
Ostrich feather duster



使用场景  
Usage scenario



窗台盖  
Sill Cap wooden shutter and PVC shutter available



使用场景  
Usage scenario

# MOTORIZED SHUTTER



3 Louver Brackets



Stroke Calibration



Solar Panel



Charging Cable And  
Charging Head



脚钉和垫块  
Panel feet and panel fit suppor

使用场景  
Usage scenario



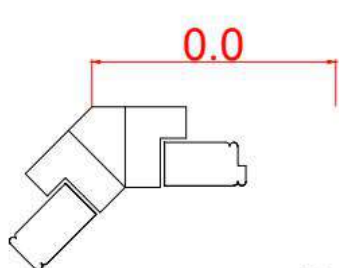
## 包装展示 Package

		
<p>外箱效果 Outview</p>	<p>唛头和警告贴 Marks /warning labels</p>	<p>五金盒指示贴 Hardware box instruction labels</p>
		
<p>气柱包装 Air bag packaging</p>	<p>窗扇边框分包 Pannel &amp; Frame Classified pack</p>	<p>包装耗材 Packaging consumables</p>
		
<p>空运蜂窝纸箱展示 Air freight Honeycomb carton</p>	<p>散货木箱展示 LCL-Wooden box</p>	<p>海运集装箱展示 Shipping container view</p>

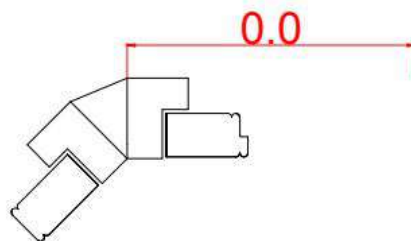


## 海湾窗测量 Measurement bay shutter

转角/海湾窗的内外装测量 Measurement about the corner/bay shutter

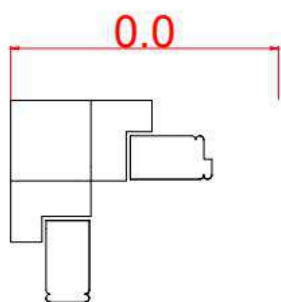


Outside Mount

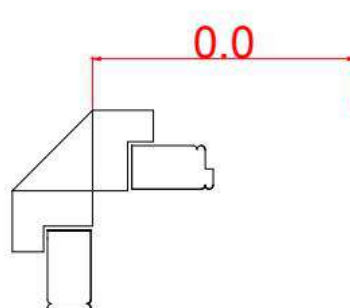


Inside Mount

Bay Window

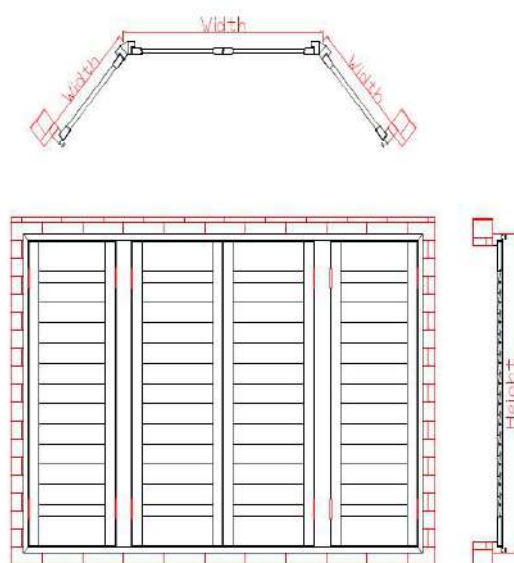
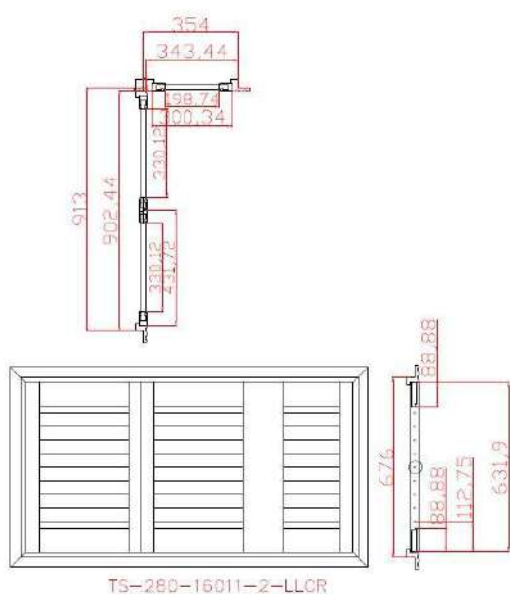


Outside Mount

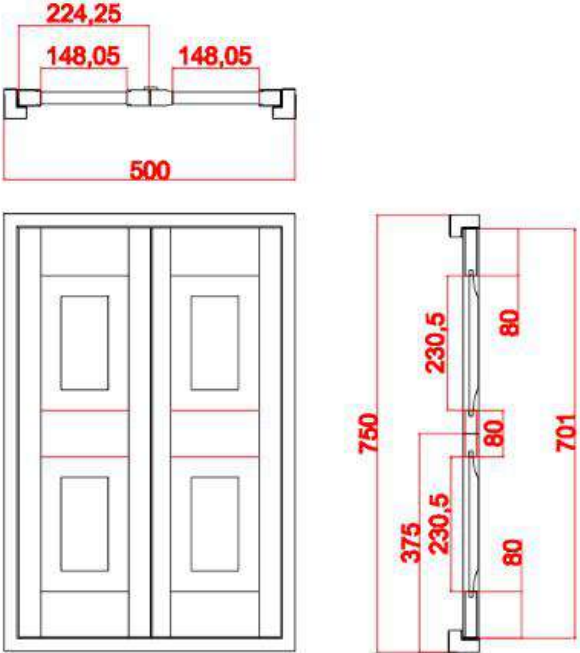
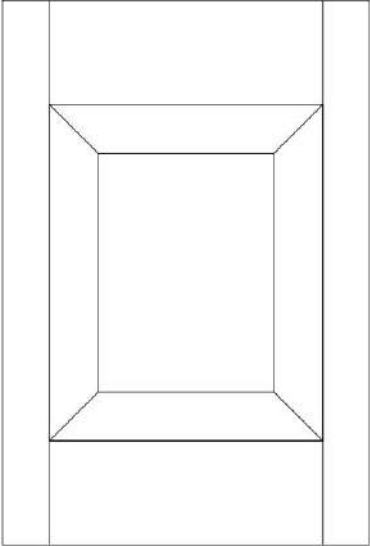


Inside Mount

Corner Window



芯板窗 Solid Panel

	
双面起形芯板窗 Double raised solid panel	
单面起形芯板窗 Single raised solid panel	
双面平面芯板窗 Double flat solid panel	
最窄芯板窗 Mini width for solid panel	双面起形芯板窗:276mm Double raised solid panel:276mm
	双面平面芯板窗:200mm Double flat solid panel:200mm
	单面起形芯板窗:200mm Single raised solid panel:200mm

## 蜂巢帘 Blackout blinds & 防蚊纱窗 Screen Shade

### 蜂巢帘 Blackout blinds

华升透气窗后边可以安装蜂巢帘，来实现整个室内全遮光。可用于卧室，多媒体室和婴儿房等。蜂窝设计原理，每个单独的蜂巢有一层铝箔，除了遮挡光线也可以隔热，实现冬暖夏凉功能。单个窗户最大尺寸 1600mm x 2000mm，超出尺寸需要多个组合，用专用 Tpost 断开安装。

A blackout blind can be ordered to fit behind our plantation shutters, allowing you to achieve total room darkness. Ideal for bedrooms, media rooms or nurseries. The honeycomb design completely blocks out the light with each cell having an internal foil wrap, creating both light block out and thermal insulation. The insulating characteristics help keep the heat out in summer and the warmth in during winter. Single blinds can fit windows up to 1600mm W x 2000mm H. For wider windows, simply order multiple blinds to install within T posts within the shutter frame.

### 特点 Features

- 有效遮光，更有助于睡眠 Effective blackout for better sleep
- 方便快捷安装 Easy to fit
- 儿童安全无拉绳设计 Child safe as chain free
- 弹簧调节拉伸 Spring operated mechanism allows tension to be adjusted
- 保温效果显著 Reduce heat loss and heat gain
- 高质量遮光面料 High quality 100% light block coating polyester fabrics

### 防蚊纱窗 Screen shades

在蜂巢帘的基础上，华升透气窗升级，可安装防蚊纱窗，实现防止蚊虫进入窗户的功能。

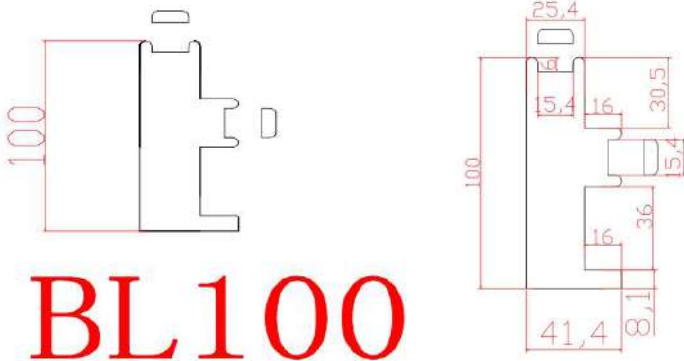
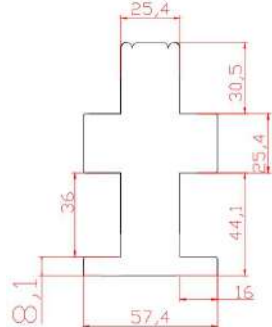
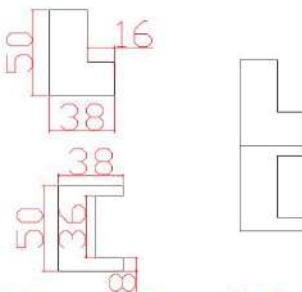
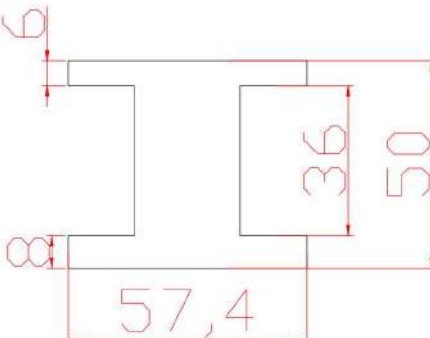
On the basis of the blackout blind, Huasheng upgraded some functions, shutters can be installed with mosquito screen shades to prevent mosquitoes from entering the window. The production requirements and system are the same, only the fabric needs to be replaced.

### 特点 Features

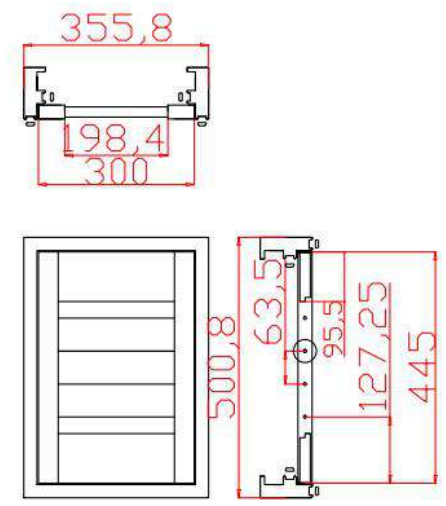
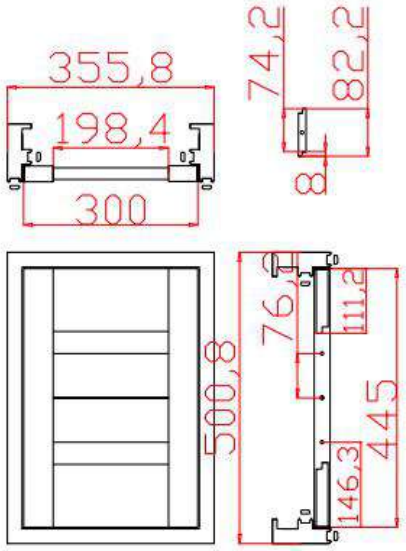
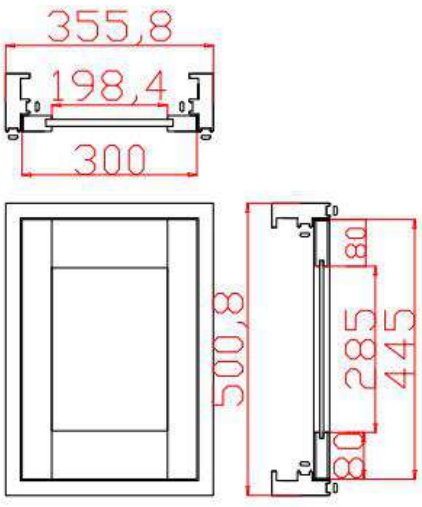
- 有效隔绝蚊虫进入窗户 Effectively isolate mosquitoes from entering.
- 使用和蜂巢帘同样的边框和轨道 Use the same track and frame as the blackout blinds.



蜂巢帘和防蚊纱窗可用边框 Frame available

<p>木质窗可以选择 BL100 边框 Wooden shutter can choose BL100 stile</p>	 <p>BL100</p> <p>BL100 边框</p>
<p>BL100 边框需要选择对应的 Tpost T-post corresponding to BL100 Frame</p>	 <p>BL100-T-POST</p>
<p>PVC 窗可以选择 L50+U 滑槽 PVC shutter can choose L50+U channel</p>	 <p>L50+U Channel</p>
<p>L50+U 滑槽边框需要选择对应的 T-post T-post corresponding to L50+U channel Frame</p>	

产品图纸细节 Product drawing details

<p>63.5 叶片透气窗背后蜂巢帘和防蚊 纱窗图纸细节</p> <p>63.5 louver product drawing details</p>	
<p>76.2 叶片透气窗背后蜂巢帘和防蚊 纱窗图纸细节</p> <p>76.2 louver product drawing details</p>	
<p>芯板窗透气窗背后蜂巢帘和防蚊纱 窗图纸细节</p> <p>Solid rail shutter product drawing details</p>	



蜂巢帘&防蚊纱窗定制尺寸范围 Blackout blinds &Screen shades size Limitations

颜色 Color	蜂巢帘宽度 Blinds width	蜂巢帘高度 Blinds height	最小宽度 Min Width	最大宽度 Max Width	最小高度 Min height	最大高度 Max height
白-white 黑-Black	U 槽尺寸-15mm Uchannel-15mm	U 槽高度 Same to U channel	250mm	1600mm	250mm	2000mm

- 按照平方定价，小于 1 平，按照 1 平方算。  
Priced by Sqm, if blind less than 1 sqm pricing will be rounded up to the next full sqm.
- 必须要四面的边框，不可以少任意一边。  
4 x sided shutter frame is always required.
- 保修期为发货后 1 年  
Warranty is 1 year from dispatch.

<p>车间会根据透气窗尺寸做好蜂巢帘成品</p> <p>The workshop will prepare the finished blackout blinds according to the size of the ventilation window.</p>		<p>上轨和下轨固定在 U 槽内，中轨控制帘子的升降。</p> <p>The top and bottom rails are fixed in the U-channel, and the middle rail controls the lifting of the blinds.</p>	
<p>卡扣在 U 槽内的安装位置。卡扣的“舌形”一面朝向窗扇一侧，便于后期拆卸。The installation position of the bracket in the U-channel. The "tongue shaped" side of the bracket faces the side of the panel for easy disassembly in the later stage.</p>		<p>下轨内的弹簧和螺丝可以帮助调整拉绳的长度。一般情况下出厂就已经调整好。</p> <p>The springs and screws inside the bottom rail can help adjust the length of the pull rope. Normally, adjustments are already made at the factory.</p>	

## 蜂巢帘颜色 Blackout blinds color



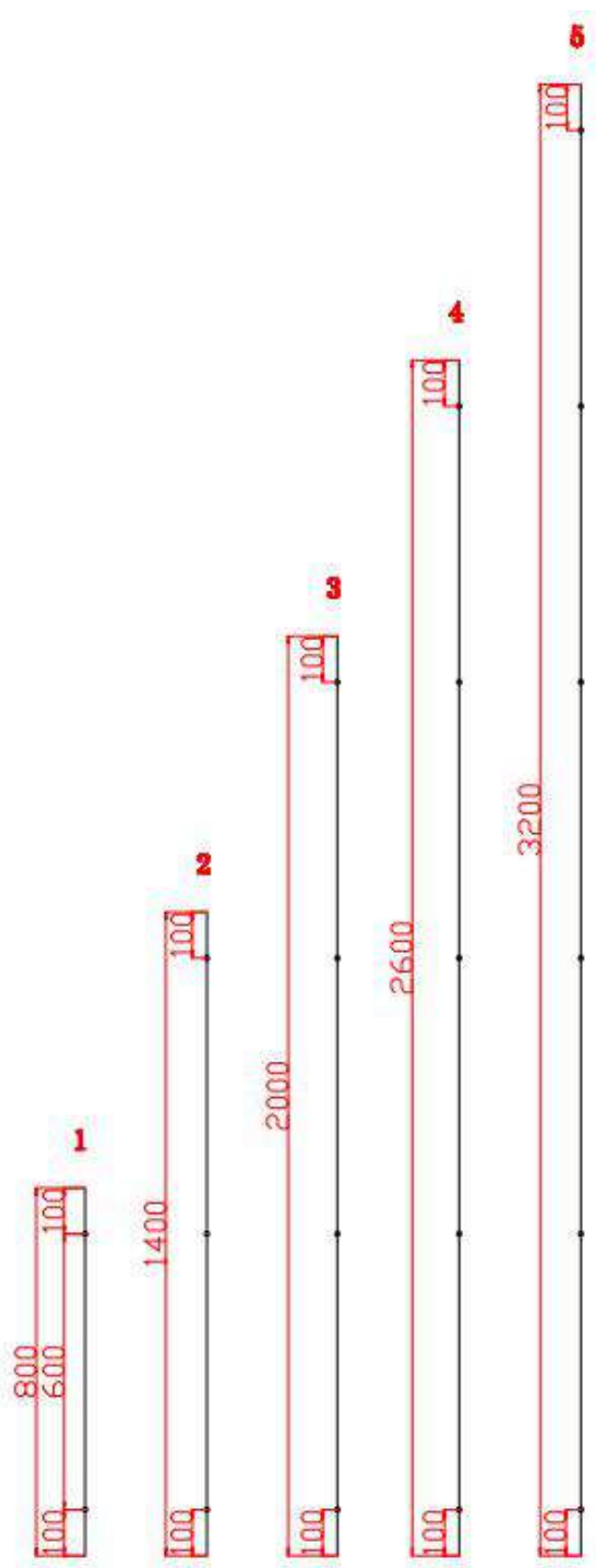
※所有颜色都是双面色，背面都是 TS05 色

※All color is double side, all the back side is TS05 color.

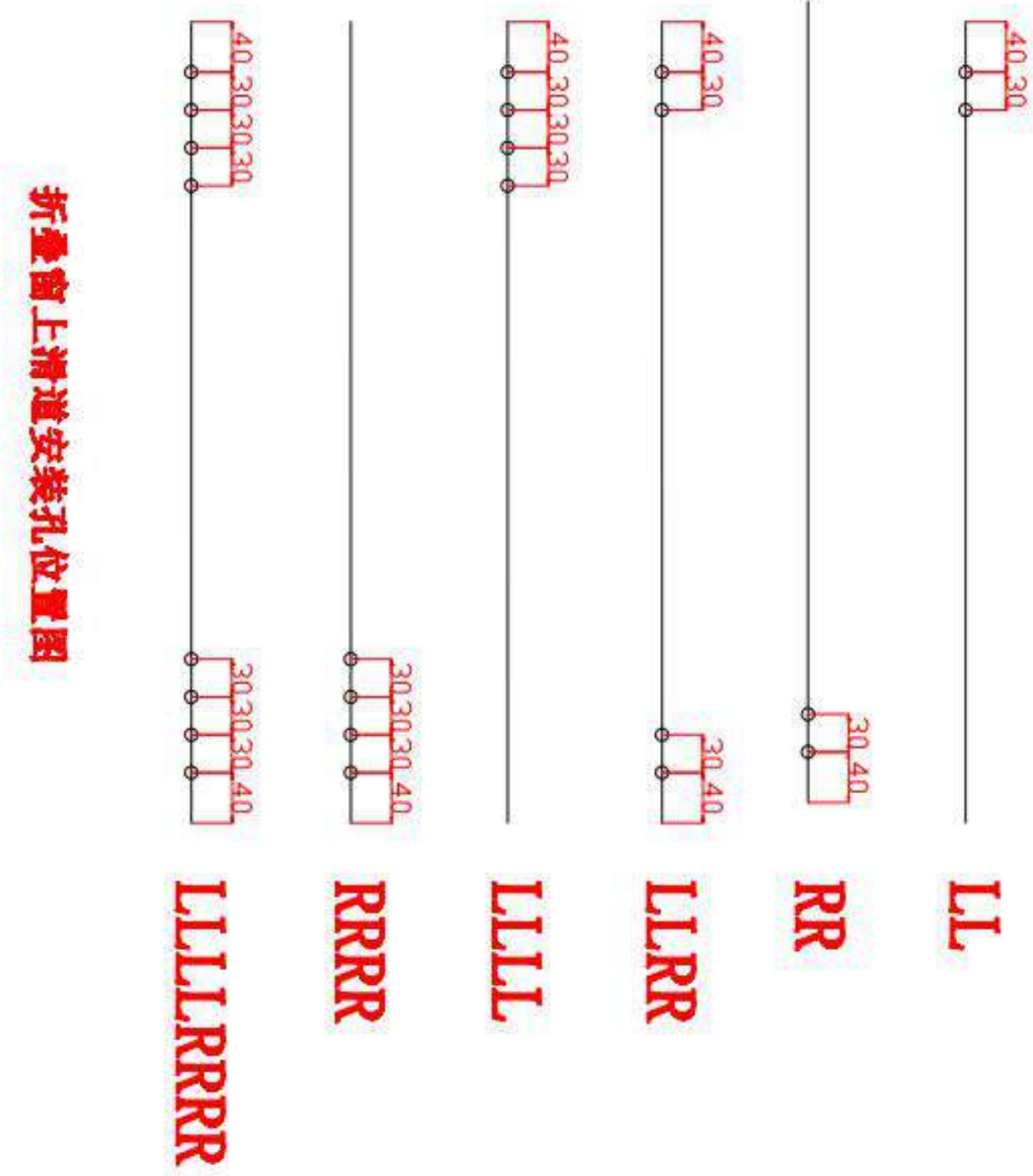
平板叶片 Flat louver /Blockout louver shutter

	平板叶片材质 Blockout louver Marerial: 桐木/PVC      Paulowia/ PVC	
		
		
桐木平板叶片 Paulownia Blockout louver	PVC 平板叶片 PVC Blockout louver	
仅支持内直拉杆 Only Hidden Tilt Rod can be made   ✓	支持内置拉杆 Clearview Tilt Rod   ✓	
其他 Other   ✕	支持隐藏拉杆 Hidden Tilt Rod   ✓	
叶片类型 Louver type   63 louver/76 louver/89 louver 实际尺寸 (Actual size: 56.8mm/69.5mm/82.2mm)	叶片类型 Louver type   89 louver 实际尺寸 (Actual size: 88.9mm )	
		
颜色 ： 覆盖色 /染色/拉丝 /开放漆 Color ： Paint/ Stain/ Brush /Open finish	颜色 ： 覆盖色 Color ： Paint	
叶片闭合方向默认向上。The default direction of louver closure is upward.		

边框安装孔示意图 Schematic diagram of frame installation holes



边框安装孔示意图






钢印和纸箱唛头 Steel stamp & Shipping label

每套透气窗的边框，T post，窗扇上都会有钢印标识，标识内容为：订单号码，打开方式，窗扇序号，颜色。

钢印的位置在顶部或者底部。咖啡窗的钢印在底部。分层窗的钢印，上部分窗扇的钢印在顶部，下部分窗扇的钢印在底部。

The frame, T post, and sash of each set of plantation shutter will have a steel stamp identification, includes: order number, opening method, panel serial number, and color.

The steel stamp is at the top or bottom of the shutter components. The steel stamp of the coffee window is at the bottom. The steel stamp of the tier on tier window is located at the top of the upper panel and at the bottom of the lower panel.



Tpost 的钢印示意图	小条全部没有钢印，均为手写标识	边框钢印示意图

唛头 Shipping label-Custom label information available

DP

Order NO: ORD-8784

CUSTOMER name: RIJEN RS

Ref No: DP-5442

Item: 1-1/2 KEUKEN VOOR

Carton No: 1 OF 41

Shutter Panel



CTN/NO:1

132

- DP 客户简称 Customer Name Abbreviation
- CTN/NO:1— 集装箱内第几箱 Which box of containers
- 132 — 海运批次 Shipping batch
- Order NO: ORD-8784 — 订单号 Order number
- CUSTOMER name: RIJEN RS — 终端客户名称 End customer name
- Ref No: DP-5442— 华升单号 Huasheng Order number
- Item: 1-112 KEUKEN VOOR — 订单中的第几套 Which set in the order
- Carton No: 1 OF 41— 总箱数的第几箱 Which one of the total number of boxes
- Shutter Panel — 箱内明细 Type of goods inside the box



Panel 窗扇展示



Frame 边框展示

拱形窗起拱方式和圆形打开方式 Arch design method&Circle shaped layout

华升的拱形窗户制作，是用窗扇的上板，变形成拱形制作。Huasheng Arched window, using the top rail of panel to form an arch



木质拱形款式 1  
Wood Arch window style 1



木质拱形款式 2  
Wood Arch window style 2



PVC 拱形款式 1  
PVC Arch window style 1



木质圆形款式 1  
Wood circle layout style 1



木质圆形款式 2  
Wood circle layout style 2



木质圆形款式 3  
Wood circle layout style 3




## 铝合金透气窗 Aluminium shutter

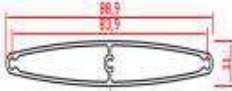
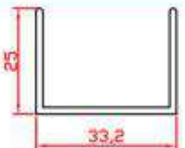
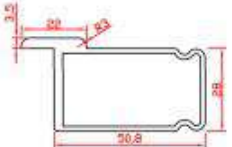
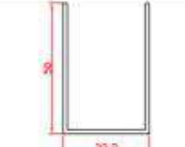
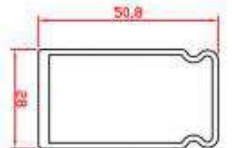
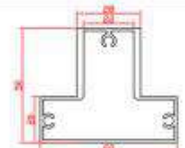

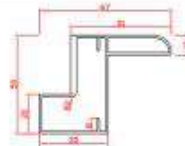
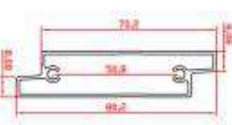
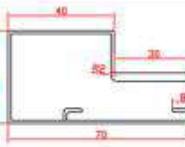
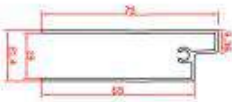
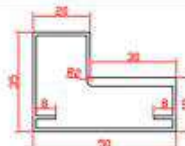
### Painted color

There is 9 popular stock color :

Custom color available with MOQ 100 Square meter shutters for one color. and quote separately. We have our own powder coating room.



## ● 铝合金组件 Aluminum components

Code	Description	Size (mm)	Drawing	Code	Description	Size (mm)	Drawing
3.5AL	Louver	88.9*11		BU	Bottom U Channel	33.2*25	
DBS	D model Beaded Stile	50.8*28		TU	TOP U Channel	33.2*50	
BS	Beaded Stile	50.8*28		T50	T POST	50*50	
TBR	Top and Bottom Rail	63.6*18.4		Z50	Z Frame	50*67	
MR	Midd Rail	63.6*18.4		L70	L Frame	70*35	
AR	Adjust Rail	75*21.4		L50	L Frame	50*35	



# General Information

## Ordering Methods:

### 1.Reveal Fit: (Reveal) and Face Fit: (Face)

Please supply factory make size no matter reveal fit or Face fit.

### 2.Tolerance:

#### Width:

The width of the shutter can be plus or minus 3 mm from the order width.

#### Height:

The height of the panels can be plus or minus 1.5mm from the order height.

#### Rail+adjusting rail:

Min:80mm

Max:135mm

## Mid-rail location:

Midrail : Standard as 76.2mm. If panel height is higher than 1800mm, then one mid rail is required. The mid rail height is always from the bottom of the window to center of the mid rail.You can specify the mid rail height by yourself. It will be adjusted either up or down due to the blade size.

## Cancellation & Modification:

Since we manufacture custom made shutters based on the specifications provided on the original order form, no cancellations will be accepted. Once the order is submitted, the customer will be liable for the shutter order.

Product changed will be only allowed if the shutter order is not in production (Please check at the time of change). If the order is in production, no changes will be allowed and the customer will be responsible for the shutter.

## Limited Liability Warranty:

5 years

## Material:

Aluminium thickness is 1.2mm and 3.0mm for the screw position.

## Control Method

**Clearview** – The clearview rod is set on the hinge side of the panel.

The clearview tilt rod will split,

if equal, it will split in middle,

if not equal, the bottom section will be one more piece than top section.

- Aluminum shutter lock 铝合金透气窗锁

Flush bolt lock, stainless steel only, installed on stile,stile can be installed at the top or bottom, or at the same time.The control panel opens from above shutter




Louver lock,available in white and black,installed on louver,a tilt rod requires a louver lock that only controls whether the louver can be opened

key lock,available in white and silver, you can freely choose according to the order color,installed on stile, the control panel opens from above shutter.

● Aluminum Promotion sample 铝合金推广样品



样品箱  
Sample Box



样品窗扇  
Sample panel



色卡  
Sample color

## 法式门 French door



圆形把手-半挡光  
Half round handle-Half cutout board



圆形把手-全挡光  
Half round handle-Flush cutout board



方形把手-半挡光  
Rect handle-Half cutout board



方形把手-全挡光  
Rect handle-Flush cutout board





法式门专用碰珠  
Button catch


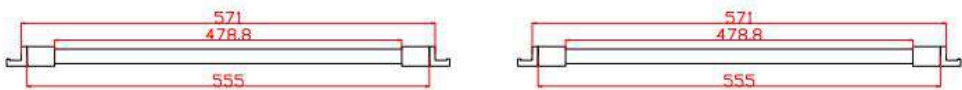


安装位置  
Installation location




免打孔透气窗 No-screw shutter

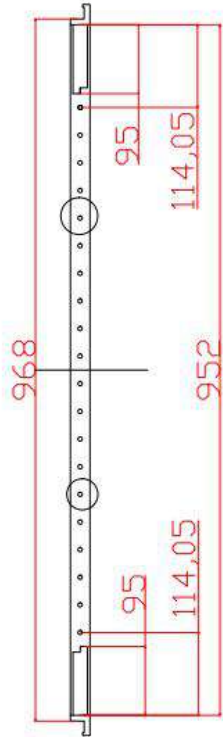
俯视图



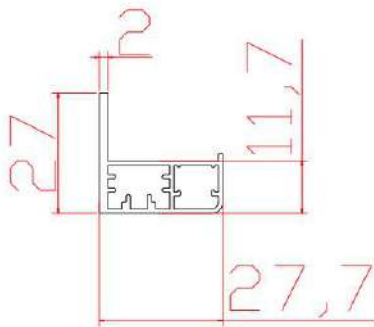
前视图



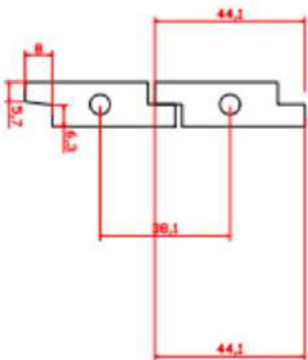
后视图



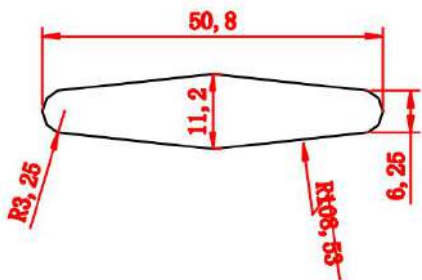
左视图



专用 PVC 边框图纸  
PVC frame size



平板叶片图纸  
Flat slats size



橄榄叶片图纸  
Elliptical slats size

	桐木 Paulownia	PVC PVC	椴木 Basswood	铝合金 Aluminium
材质 Material	√	×	×	×
最大宽度 Max width	918mm	×	×	×
最小宽度 Min width	200mm	×	×	×
最大高度 Max height	1800mm	×	×	×
最小高度 Min height	210mm	×	×	×
叶片尺寸 Slats size	橄榄叶片 50.8mm   Elliptical slats   50.8mm 平板叶片 44.1mm   Blackout slats   44.1mm			
竖柱类型 Stile type	38/50 平面 & 38/50 珠状 38/50 Flat& & 38/50 Beaded	×	×	×
拉杆类型 Tilt rod type	内置/隐藏/中心木拉杆/偏移木拉杆（平板叶片只能用内置拉杆） Clearview Tilt Rod / Hidden Tilt Rod /Center Tilt Rod /Offset tilt rod （Blackout slats（flat）only can used Hidden tilt rod）	×	×	×

- 1 磁吸透气窗有调整孔，因为边框一体，调整孔在边框外侧，可以直接进行调整。  
The frame and panel are fixed,so we make a small hole in the frame at the position of the tension screw ,  
so you can adjust the tension for the louvres.
- 2 边框与窗扇连接使用拉杆钉，打沉孔。  
The frame is connected to the panel using tie rods screw and countersunk holes.



测量方式  
Measurement method



1 如左图所示，客户只需要测量窗户窗扇到玻璃边缘的尺寸，不包含铝合金边框尺寸。Customers only need to measure and provide the size of the glass window edge (excluding the aluminum frame of the window sash)

2 请确保窗扇的把手和玻璃边缘有 $\geq 25\text{mm}$ 的缝隙，保证边框可以完美贴合。

Please ensure that there is a gap of  $\geq 25\text{mm}$  between the handle of the window sash and the edge of the glass to ensure that the frame fits perfectly.

3 如果把手和玻璃边缘 $< 25\text{mm}$ ，需要做法式门把手。

If the handle and glass edge are less than  $25\text{mm}$ , it need to be made in French door style.



## 空心透气窗制规 Hollow shutter Guide

空心透气窗，外观和制规和华升常规 PVC 透气窗制规一致。仅对部分不同的地方做以下说明。

Hollow shutter , is same to common PVC shutter. Only provide the following explanations for some different areas.

1 窗扇最大高度：3000mm，单扇窗扇最大宽度：800mm. Panel max height: 3000mm, Panel max width: 800mm.

2 空心透气窗不可以做黑色和接近黑色的其他深色。



Hollow shutter cannot be made in black or other dark colors close to black.


3 叶片内部默认加铝芯构造。The blade is constructed with an aluminum core by default.

4 质保日期 3 年 Warranty term: 3 years.

5 叶片出厂，端头喷漆结合完美。由于端头为材质拼接，长期使用会有接痕出现，属于正常现象。

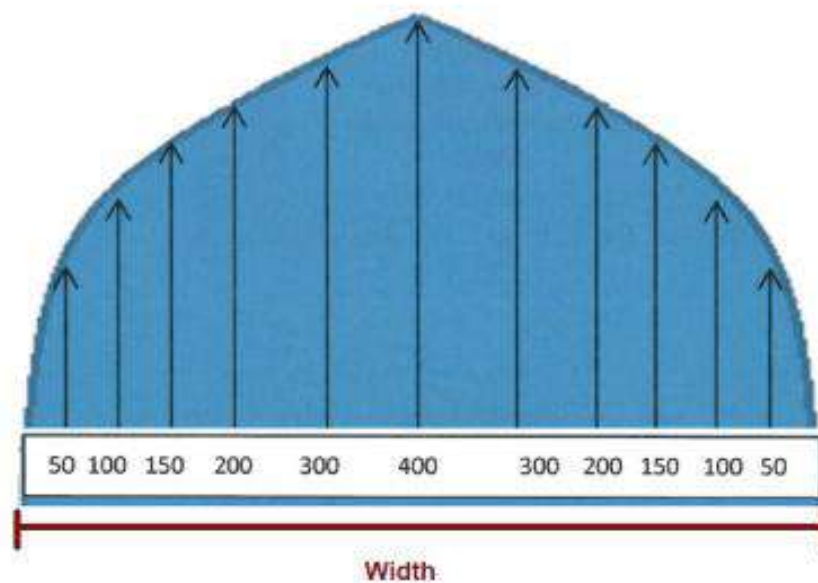
The blade end is perfectly combined with spray paint. Due to the material splicing of the ends, there may be joint trace left during long-term use, which is a normal phenomenon. Not a quality issue.

<div>叶片内部构造</div> <div>Internal structure of louvers</div>		<div>华升空心叶片成品采用叶片+铝芯组合</div> <div>Huasheng Hollow shutter: louvers</div> <div>+Aluminum core</div>
<div>叶片端盖</div> <div>Louver end cap</div>		<div>端盖是白色，可以喷漆</div> <div>End cap is white, Paintable coverage</div>
<div>叶片正常 PIN</div> <div>Common PIN</div>		<div>空心叶片透气窗使用的 PIN 和桐木，PVC 成品是通用的</div> <div>Common Pin same to paulownia shutter and solid PVC shutter</div>

<div>喷漆后效果</div> <div>Effect after painting</div>		
<div>叶片尺寸</div> <div>Louver size</div>		<div>63/76//89</div>
<div>拉杆类型</div> <div>Tilt rod type</div>		<div>1 隐藏拉杆 Clear view tilt rod</div> <div>2 内置拉杆 Hidden tilt rod</div>



## 异形窗的测量 Special shapes measure guide



### Gothic, Eyebrow and Non-Perfect Arches

Measure from the **very centre of the Width** to the top of the shape. Then measure the different heights at every 100mm out from the centre. For accuracy, measure at 50mm at either end. A Laser measure can be an effective tool during this type of survey.



Ensure you send your all information clearly on your order & drawing so that an accurate factory drawing can be requested.

## INSTALLATION CASE



## 产品质保 Shutter Warranty

### 一.所有材质结构终身质保

工厂提供2年的桐木产品表面质保，3年PVC产品表面质保，5年的铝合金产品质保  
包含油漆黄变,开裂;木材的自然断裂、指接、拼接痕、变形。

Our factory supply Lifetime warranty for all material shutter structural integrity.

Factory offer 2 years warranty for wooden shutter surface effect.3 years for PVC shutter and 5 years for aluminium shutter.

Under warranty included painting turn yellow, the natural crack; crack for finger jointed,warping louver,stile,frame in 2 years from delivery date of factory.

There is no warranty in below conditions: 1. Wood crack or deformation as installed in high temperature or high humidity environmental (unless PVC shutters). 2. Customer stock in warehouse or install or transport not in right way lead to products broken not under warranty.

对于以下的情况造成的问题,不在质保条款保护范围之内:1.使用在高温或高湿的环境导致木材开裂或者变形(除了塑料窗)2.客户安装,存放及运输不当导致的问题。



### 二. 超规范的制作要求

工厂有提供规范的说明书和专用订单表进行说明，如客户未按照或超越工厂的说明及规范要求，所产生的重做或质量问题工厂将不承担质保。

No warranty when your requirement out of our shutter manual specifications.

Factory will provide the shutter manual and the specification on order form for make rules. The shutter will not under our warranty If the shutter has quality problem or needs remake as customer do not base on our shutter manual.

### 三. 对于碰伤,刮伤,凹痕的质保要求

工厂会查阅内部的照片,如果照片上没有显示这个问题,我们就会认为是客户或者客户安装工的问题。

Warranty for shutter surface like damage,dents,scratch

Firstly, factory will check the photos taken by our QC people before packing. If there is no problem on the photo,that means the damage happen during transport. Customer should pay for the remake cost.



#### 四. 色差及颜色

由于实际成品与色卡在制作时间、油漆批次及使用环境等因素的不同,会导致有色差的产生;工厂会控制不同批次之间的油漆以及颜色的测试与对比.但是无法控制客户手中色卡的使用环境及时间,所以因客户原因所造成的色卡颜色改变而导致无法匹配工厂的成品颜色,工厂将以合作商手中的色卡为准.如经销商手中色卡与成品一致,工厂不承担任何责任

样品箱内色卡,随着使用次数增多,磨损和跑色会比较严重,所以每一年必须更新一次样品箱内的色卡。色卡端头必须用印章印上日期。

重做订单已超过12个月以上,必须寄送原始色卡进行匹配。

The standard of warranty for colour difference

There will be have colour difference between products and samples as the different time for make color, purchase oil, and the use environmental . Factory will do their best to test and contrast the different batches of goods on oil and color to match up. But they can not control the use time and environmental for the sample of customer had have. So factory will not offer warranty when the products color match with sellers' sample color but different with the final customers' sample color . Also factory no any duty for customer to remake.

Customer should updated their colour sample in the sample case one year one time. The colour sample with stamp date on the colour sample to easier remember.

2. If the remake order more than 12 months from the day factory send out. The original color sample must be sent back to the factory to match the colour.

3.

#### 五. 工厂留底照片

每套产品,在包装之前,工厂都会拍摄照片留底。如果客户安装产品之后有疑问,需要提供照片。工厂会对比客户提供的照片和内部留底的照片。如果工厂留底照片证明没有这样的问题,工厂将不承担免费补货的费用。(如尺寸不对,开向不对,边框不对等。)

Every shutter we sell out, we will take photo for the shutter before packing. So,if customer complain after they install the shutter. They need send us photos and show factory the problem they have. Once we get customer's photo and then we will find out our photos to compare. If we find out our products no same problem and then factory will not bear the cost for remake order.

## 六. 完工尺寸

由于此产品为木质材料，工厂允许完工尺寸有正负3mm的宽高误差值。如出现此范围内的尺寸误差要求工厂进行重做，那么将不被认可。

### Complete measure

As the products material is wooden, they can have +/-3mm tolerance for width and drop measure. If customer needs remake as this +/-3mm tolerance, factory cannot accept.



## 订单表格 Regular Shutter Order Form

Customer Name 客户名										Special Instructions 特殊说明										Email PDF				
Customer Order Ref 订单号																								
Production Date 下单日期																								
No 编号	Location 位置	Make Size 制作尺寸		Fit 安装方式	Panel Qty 窗扇数量	Blade Size 叶片尺寸	Material 材质	Colour 颜色	Layout Code 打开方式	Style 安装类型	Hinge Colour 合页颜色	Frame 边框					Tracks 滑道	Divider 中板	T-Post Spacing T-post位置	Light Block 挡光条	Control Type 拉杆类型	M2 平方米		
		Width 宽度	Height 高度									Size 尺寸	Left 左	Right 右	Top 上	Bottom 下								
1																								
2																								
3																								
4																								

### Steps to ordering shutter

1. Enter client name order number and date you ordered.
2. Enter room location(when you need same quantity blade for shutter in same room,please remark.)
3. Make size for width & height,factory will not deduct any more.
4. Mount type enter either:
  - A)inside
  - B)outside
5. Panel quantity(enter the number you needed)
- 6.Blade size:choose from our blade drawing on page7.
- 7.Material: paulownia/PVC
- 8.Colour: choose from our colour on page 13.
- 9.Layout code: L means open to the left side, R means open to the right side.
- 10.Mount method  
Hinged/sliding/bifold/magnet fixed/U channel

11.Hinge colour:

Match for white colour/brass/bronze/chrome/stainless steel

12.Frame size:choose from our frame drawing on page 8.

13.Left/right/top/bottom frame: If you need,fill"Yes",if you not need,fill"NO".

14.Track: yes or no

15.Divider: give us the exact number and position of the divider, example 1<sup>st</sup>:XX, ... If no need divider, please write"NO" in the blank.

16.T-post position: Normally when you ordered a shutter with T post and the T post position is not so important to you, we will divide each panel equally, so the T post position will be decided by us. In this situation, you do not need to tell us the T post position,Just write"Standard" in the blank.

When you ordered a shutter with T post and the T post should be fixed in some certain places, please let us know the T post position.

If it needs more than 1 T post ,please write 1<sup>st</sup> T-post, 2<sup>nd</sup> T-post.....,all the starting point should be from the left side.

17.Light block:yes or no

18.Tilt Rod type: center tilt rod/offset/clearview

19.Total square meter of the shutter.

## 华升的技能教学视频链接 Our skills teaching Video Link

- 内置拉杆更换叶片视频 [Replacing blades for hidden tilt rod](#)
- <https://youtu.be/44l82WLWYtg>
- 中心木拉杆更换叶片视频 [Replacing blades for center tilt rod](#)
- <https://youtube.com/shorts/QxfYJP1S2Mk>
- 隐藏拉杆更换叶片视频 [Replacing blades for clearview rod](#)
- <https://youtube.com/shorts/llitCXb9eH4>
- 如何调整叶片闭合效果不好 [How to adjust screw when the blade is not closing properly](#)
- <https://youtube.com/shorts/-UQBNfMdlIQ>
- 如何测量和安装透气窗 [How to measure and install plantation shutter](#)
- <https://www.youtube.com/watch?v=i4ksUGZ1eJw>
- 铝合金透气窗如何更换叶片? How to replace aluminum shutter louver?
- [https://youtu.be/5pO1G\\_Gli\\_A](https://youtu.be/5pO1G_Gli_A)
- 叶片开关闭合有声音调整视频 louver opens and closes with noise adjustment videos
- <https://youtube.com/shorts/FLyalyUOLBU?feature=share>
- 木拉杆调整叶片视频 Center tilt rod to adjust louver video
- [https://youtube.com/shorts/QL3t5\\_hpwok?feature=share](https://youtube.com/shorts/QL3t5_hpwok?feature=share)
- 异型窗的测量演示英文字幕: <https://youtu.be/VzFb47D8c9A>
- 海湾窗的测量演示英文字幕: <https://youtu.be/iJozxB0lWSo>

## Find Us

Blinds website: [www.blinds-supplier.com](http://www.blinds-supplier.com)

Shutter website: [www.shutter-suppliers.com](http://www.shutter-suppliers.com)

Shade website: [www.shadesupplier.com](http://www.shadesupplier.com)

Total website address: [www.huashengindustry.com](http://www.huashengindustry.com)



**If you click to view our website and social media, you are becoming increasingly interested in us, we greatly welcome you to visit our factory at any time !**

**Address: No.8 industry zone Zhuangzhai Town Heze City Shandong Province, China**

**Tell: 86-0530-6219566**

**Mobile:0086 15806997933**

**Email: [admin@huashengindustry.com](mailto:admin@huashengindustry.com)**